

4-H & FFA SCHEDULE OF EVENTS

Polk County Fair ~ August 11th - 13th ~ 2016

(Note: All changes in this Fairbook from last year - County or State level - are in red ink)

Monday, Aug. 8 - Deliver and present for judging all exhibits in the following project areas: Home Economics, Expressive Arts, Engineering, Natural Science, and Educational Displays. Fashion Revue judging is from 10 a.m. to 2 p.m. *****Those exhibitors not sitting down for an interview with the judge must have exhibits turned in by 2 p.m.***** All 4-H exhibits must be checked in between 9 a.m. & 4:30 p.m. Pre-register for interviews with the judges.

Tuesday, Aug. 9 - Set up displays in 4-H Building. Horses stalling at Fair may be brought in with the permission of the Horse Barn Superintendent. Pre-register for stall assignments (space limited). The superintendent decides stall assigning and a limit of one stall per member is standard. No weanlings or wet mares. No horses will be allowed to remain on the Fairgrounds that do not pass superintendent and/or veterinary inspection.

Wednesday, Aug. 10 - Enter all livestock and FFA "other" exhibits. Market animals must be unloaded and penned prior to the weigh-in for its species. **Check-in & unloading begins at 10 a.m. unless previous arrangements are made with the superintendent. All other animals must be checked in no later than 8 p.m.** No animals will be allowed to remain on the Fairgrounds that do not pass superintendent and subsequent veterinary inspection.

8:30 am -Mandatory Meeting with Judge (horse exhibitors) .

9:00 am - Horse Show Begins

2 - 4 pm - Market Sheep and Market Goats weigh-in

4 - 6 pm - Market Hog weigh-in

6 - 7 pm - Market Steer weigh-in

6 - 8 pm - Chicken /Turkey/Rabbit (weigh-in - small animal barn)

by 8:00 pm - Check-in non-market animals staying at Fair

8:00 pm -Mandatory Barn Meeting for all animal science members other than horse members (who will have a separate barn meeting). Meet in swine show ring.

by 9:00 pm - Feed/Growth records & Buy Back Option for all Market animals are due & must be turned in to Auction Office.

Thursday, Aug. 11

8:00 am - Shelter Building Contest

8 - 9 am - Horse warm up time in arena with Rodeo equipment

9:30 am - Mandatory Meeting with Judge (horse exhibitors)

10:00 am - Horse Show continues

8 - 9 am - Enter Horticulture Exhibits

8:30 am - Monster Cookie Contest (Must pre-reg for time)

9:00 am - Market Goat Show, Goat Showmanship (all species)

9:00 am - Horticulture Show begins (Flowers, followed by Veggies & Containers) on the lawn between the Horticulture Buildings

9:00 am - Swine Market & Breed Show

10:00 am - Cat Show & Pet Show

10:00 am - Polk County Fair opens to the public

11:30 am - 4-H Flower Arrangement Contest and Horticulture Judging Contest

12 Noon - Poultry Show: **Market, Showmanship, then Breed** (includes chickens, turkeys and other domestic fowl)

1:00 pm - **Beef Show: Showmanship, Market, then Breed**

5:00 pm - Sheep Market Show

6 - 7 pm - Dogs move-in

7:00 pm - 4-H Dog Show

7:00 pm - **Goat Obstacle Course & Costume Class (cattle arena)**

Friday, Aug. 12

8:00 am - Mandatory Meeting with Judge (horse)

8:00 am - Rabbit Market Show

8:30 am - Horse Show continues

8:30 am - 4-H Food Contests (must pre-register for a time slot)

9:00 am - Cavy Show, followed by Rabbit Show

9:00 am - Dairy Cattle Show

9:00 am - Sheep Showmanship, Breed & Wool

10:00 am - 4-H Outdoor Cookery Contest

12:00 noon - **Lego Build-A-Thon**

1:30 pm - 4-H Monster Cookie Judging, main stage (celebrity judges)

2:00 pm - Horse Grand Entry & Recognition Program

3:00 pm - Goat Breed Classes (all species)

3:00 pm - **Poultry Pullorum testing**

5:00 pm - Swine Showmanship

Saturday, Aug. 13

8:00 am - FFA Large Animal Master Showmanship

9:00 am - 4-H Small Animal Master Showmanship

9:00 am - 4-H Presentations (must pre-register for time slot)

9 - 10 am - Dogs move-in

10:00 am - Dog Show

10 am - 12 noon - Archery Contest (horse arena)

11:00 am - 4-H Large Animal Master Showmanship

12:00 noon - Cookie and Cupcake Decorating Contest

12 noon - FFA Awards & Recognition program (sheep barn show ring)

By 12 noon - **STATE FAIR ENTRIES FOR HORSE MUST BE TURNED IN TO FAIR 4-H OFFICE**

1:00 pm - Buyers Luncheon

1:30 - 3:30 p.m. - 4-H Fashion Show, Performing Arts, followed by non-animal & Shooting Sports Awards & Recognition (main stage)

3:00 pm - Youth Market Auction

10:00 pm - Polk County Fair closes. NO Removal of displays, exhibits, decorations, or animals on Saturday.

Sunday, Aug. 14

7 - 9 am - **Free pancake breakfast in dining room (with 4-H or FFA wristband, or Sunday breakfast pass)**

8:00 am - **Static & Horticulture exhibits released**

8 - 10 am - Market Animals Load-Out

9:00 am - Horses released

10:00 am - All animal exhibits released. Exhibitors' areas must be thoroughly cleaned before leaving the fairgrounds.

ALL Exhibitor's are expected to be present to assist with clean-up and haul out.

By 2:00 pm - STATE FAIR 4-H ENTRY FORMS (Horticulture & all Animals except Horse) MUST BE TURNED IN TO FAIR 4-H OFFICE.

The 4-H Office reserves the right to change/adjust this schedule to ensure safety and smooth running of Fair.

**NO EATING OR DRINKING
WILL BE ALLOWED IN THE
BARNs**



4-H YOUTH EXHIBIT AND CONTEST OPPORTUNITIES FOR POLK COUNTY 4-H MEMBERS

Susan Busler & Judi Peters - (503) 623-8395

OSU Extension - 4-H

4-H Fairbook Table of Contents

Market Program	Separate Fairbook Section
Fair Schedule	1
Fair Rules, Entry Form info, Records, Record Book Contest.....	2
Age Divisions, Cloverbuds, Conduct, Attire.....	3
General Entry info, Eligibility, Entries, Tags, Stall Cards, Judging..	4
Premiums, Awards, Passes, Camping, Curfew.....	5
Rules for Livestock Handling & Exhibiting	6-8
Oregon 4-H Animal Science Ethical Standards.....	9-10
Resolution Process, Bio-Security, State Fair Selection.....	11

LIVESTOCK & SMALL ANIMALS

Horses.....	12-16	Beef Cattle	17
Sheep	18-19	Swine.....	20
Dairy Cattle	21	Dairy Goats	22
Meat Goats.....	23	Pygmy Goats.....	24
Fiber Goats.....	25	Llamas/Alpacas	26
Poultry.....	27-28	Rabbits.....	29-30
Cavies.....	31	Dogs.....	32-33
Cats	34	Pets.....	35
Master Showmanship.....	36	Herdsmanship.....	37

SHOWCASE EXHIBITS.....	38	PICNIC BASKET CLASS.....	38
------------------------	----	--------------------------	----

FAMILY & CONSUMER SCIENCE

Foods.....	39-41	Food Preservation.....	42-43
Outdoor Cookery.....	43	Sewing.....	44-47
Knitting.....	48-49	Crocheting.....	50
Designing Spaces.....	51		

EXPRESSIVE ARTS

Art.....	52-53	Fiber Arts.....	54
Ceramics & Pottery.....	55	Leathercraft.....	56
Photography.....	57-58	Cake Decorating.....	59
County Only Arts & More.....	60		

HORTICULTURE

Container Gardening.....	61	Cut Flowers.....	62
Herbs.....	63	Vegetables.....	64

NATURAL SCIENCES

Aquatic Ecology/Fishing.....	65-67	Entomology.....	68
Honeybee	69	Conservation.....	69
Forestry.....	70	Geology.....	70
Marine Science.....	71	Outdoors Science.....	71

SCIENCE, TECHNOLOGY & ENGINEERING

Science/Technology.....	72-78	Electricity.....	78
Tractor.....	78	Woodworking.....	78

COMMUNICATIONS

Educational Displays.....	79	Presentations.....	80
Videography.....	81		

CONTESTS

Fashion Revue.....	82	Flower Arrangement.....	83
Table Setting.....	83	Cake Decorating.....	84
Lego Build-a-Thon.....	85	Shelter Building.....	85
Archery.....	86	Air Rifle.....	86
Air Pistol.....	87	Food Contest Guidelines.....	88
Monster Cookie.....	89	Outdoor Cookery.....	89
Food Preparation.....	90-91	Mini-Meal.....	90-91
Iron Chef.....	92	Judging.....	93

County Fair 4-H Entry Form	94-95
----------------------------------	-------

4-H Objectives at the Polk County Fair

1. Share ideas and make new friends.
2. Show the public what 4-H'ers have done in 4-H projects.
3. Gain knowledge, counsel and encouragement from judges and others.
4. Develop responsibility and self-confidence.



4-H FAIR RULES

4-H ENROLLMENT

4-H exhibitors must be enrolled in 4-H at the Polk County Extension Office by the enrollment deadline in order to participate in Polk County Fair 4-H activities. The right to exhibit in 4-H is open to all youth who are currently enrolled in Polk County 4-H by the deadline and are actively working on, or have successfully completed their project. 4-H is an informal education program of the Oregon State University Extension Service. Volunteer 4-H Leaders teach youth honesty, responsibility, respect, and concern for others, in addition to life skills.

4-H FAIR ENTRY FORMS - NO LATE ENTRIES

An entry form must be completed and turned in by each exhibitor, and must list all classes to be entered. This includes all 4-H Fair Entries. Contest and exhibit entry forms will be available to 4-H clubs and individuals in early June. Completed entry forms are due in the Extension Office by **Friday, July 1st** before 6:00 p.m. There is a one week grace period (5 p.m., July 8th, with a \$10 penalty fee. **LATE 4-H FAIR ENTRIES WILL NOT BE ACCEPTED.**

Failure to follow 4-H Rules/Guidelines, late exhibit, class entries and changes will not be eligible for champion and reserve champion, State Fair, and special awards.

4-H RECORDS REQUIRED FOR COUNTY FAIR

The official "My 4-H Record for 2016 Polk County Fair Participation" form, or 4-H Resume & project records, must be completed and turned in to the Extension Office, along with a completed Entry Form. Completed Records are required for Fair 4-H participation for all 4th thru 12th graders. 4-H'ers will list each of their exhibit project areas, *at least one beyond the club 4-H activity, at least one community service, and impact of 4-H.*

The Participation forms are required to come in with 4-H'ers entry forms, due by 6:00 p.m., **Friday, July 1st.** If records are deemed incomplete/unacceptable, the 4-H'er will have the opportunity to re-work their records and resubmit them for consideration. Final date for reconsideration will be July **15th.** 4-H'ers will be ineligible to participate at Fair if they do not meet these standards.

BRINGING "STATIC" EXHIBITS TO FAIR

Beginning in 2016— if a 4-H'er or Cloverbud is not meeting with the judge, all "Static" (non-animal) exhibits that come in Monday must be delivered to the 4-H Exhibit Building by 2 p.m. to qualify for judging.

AFTER FAIR 4-H RECORDBOOK CONTEST

4-H records are due in the Polk County OSU Extension Office by Monday, September 19. 4-H'ers **MUST** turn in their completed records to be considered for County Awards or Medals provided by National Corporations. All record books will be reviewed and 4-H'ers will be given comments and suggestions for improvements. **Ribbons** will be awarded.

4-H AGE DIVISIONS

New in 2015: Oregon will determine 4-H level by the member's age and not school grade. We will base enrollment on the member's age as of September 1st of the fall of the program year. That will be the member's "4-H age" for the entire year. The age breakdown for participation is as follows:

Age 5 - 8 = Cloverbud: Birthdate Sept. 2, 2006 - Sept. 1, 2010
Age 9-11 = Junior: Birthdate Sept. 2, 2003 - Sept. 1, 2006
Age 12 - 14 = Intermediate: Birthdate Sept. 2, 2000 - Sept. 1, 2003
Age 15 - 18 = Senior: Birthdate Sept. 2, 1996 - Sept 1, 2000*

* Individuals who are age 19 on Sept. 1 are not eligible to enroll in 4-H unless they have not yet graduated from high school. They should be aware, however, that they might be too old to participate in national events and the qualifiers for those events. Members are encouraged to make their senior year of high school their final year as a 4-H member and then move on into adult leadership roles. Youth with developmental disabilities may continue to enroll through the year in which they turn 21.

CLOVERBUD (Pre-4-H, formerly known as Adventures)

All Cloverbuds work co-operatively on a variety of projects and must be enrolled by enrollment deadline. Polk County Cloverbuds may participate at County Fair in the areas listed below. Participation is non-competitive, with special ribbons given - no premium money is awarded. Cloverbuds must turn in an entry form by the July deadline, and are encouraged to sign up for a time to discuss their exhibit with the judge. No more than one entry per exhibit area. **With the exception of the Flower Arrangement Contest, all of the below exhibits are done in the 4-H Exhibit Building.**

911 700 010 Foods Exhibit (2 cookies)
911 700 020 Sewing Exhibit
911 700 030 Expressive Arts Exhibit
911 700 040 Natural Science Exhibit
911 700 050 Engineering Exhibit
911 700 060 Horticulture Exhibit
911 700 070 Food Contest (Snack) - At Fair
911 700 080 Flower Arrangement Contest - At Fair
911 700 090 Educational Poster
911 700 766 Pet Rock
911 700 091 Cloverbud Recordbook
911 700 100 Show & Tell



APPROPRIATE ATTIRE

Leaders, members and other adults and volunteers—When participating in 4-H activities you are representing yourself, your club, your county and the state 4-H program. Clothing is to be neat, clean and appropriate for the activity. At no time are low cut tops, bare midriffs, low slung jeans, T-shirts with offensive language, or short shorts appropriate. Hard-soled shoes or boots are required in livestock areas. **No open-toed shoes, sandals or flip-flops.**

4-H CONDUCT STATEMENT

The 4-H Code of Conduct will be enforced the entire time the 4-H leaders, parents and members are on the fairgrounds.

All participants shall engage fully with a positive attitude, be courteous, cooperative and help others, use language that is respectful, treat animals humanely and provide them with appropriate care. Adults are expected to treat others courteously, be a positive role model, exhibit good sportsmanship, and establish and maintain safe environments for all participants. Adults shall: Provide for the physical and emotional needs of participants during Fair; Communicate that verbal, emotional, or physical mistreatment (e.g., humiliation, isolation) during Fair is unacceptable; Report suspected abuse to protect those who cannot protect themselves.

It is the responsibility of all 4-H members to conduct themselves in an appropriate manner including no involvement with illegal drugs, alcohol, tobacco or other behavior that violates state law, county ordinance or Fair Board policy/rules. 4-H members who do not conduct themselves appropriately will receive 1) a verbal warning with behavior to be corrected within a timeline. 2) If behavior has not improved within timeline specified, a second warning will be issued along with immediate loss of premiums on that exhibit and 3) If there is still no change in behavior within the timeline specified, the 4-H member and the exhibit will be sent home and will be ineligible to be involved in further 4-H competition for the current 4-H year and/or 4) May be immediately removed from the Fairgrounds.

A completed 4-H Enrollment with signed 4-H Code of Conduct Form must be on file with the Extension agent by enrollment deadline, for each 4-H member entered in the County Fair.

We have high standards of personal integrity for our members. Exhibiting a 4-H project at the Polk County Fair is a **privilege**, and is based on strict adherence to all entry and Fair rules. The Polk County Fair Board expects all exhibitors, leaders, parents, family members, etc., to comply with all Fair rules, treat others with respect, and respect the property of others. Failure to comply with any County Fair rules and expectations will result in disciplinary action up to and including immediate dismissal from the Fair, forfeiture of premiums/ awards, and may result in exclusion from this and next year's County and/or State Fair, loss of current/future membership privileges. Violations may also result in criminal charges.

Note: During the Fair, when an exhibitor and his/her exhibits are sent home, the exhibits and exhibitor will not be allowed to participate in any part of the Youth Fair beyond that point.

2016 Polk County Fair Theme

*Boots, Chaps &
Cowboy Hats*

Fair Colors
Red, Brown & Cream

(Refer to page 81 for details on "Fair Theme" awards)

GENERAL ENTRY AND EXHIBIT INFORMATION

ELIGIBILITY

1. A 4-H exhibit must be the work of the 4-H member and completed as part of the current year's project. Work done after County Fair, but prior to October 1 and not previously exhibited, may be included in the next project year.
2. Exhibitors must be enrolled in 4-H during the current 4-H year. Age classifications (as of September 1, 2015):
 - Junior : 9—11 years old
 - Intermediate: 12—14 years old
 - Senior: 15—19 (not graduated from high school)
3. A 4-H member may enter only one entry per class, unless otherwise specified.
4. The same static exhibit may not be entered in more than one class.
5. The 4-H animal member must be enrolled in the project area in order to participate unless otherwise specified. 4-H members may enter static (non-animal) exhibits in project areas not enrolled (horticulture, expressive arts, engineering, natural science and family and consumer science).
6. No exhibit may be entered in both 4-H and FFA (with exception of the horse project).
7. The 4-H project manuals shall be the guides for requirements not specified in this Fairbook.
8. **4-H exhibits at County and State Fair are entered and displayed at the risk of the exhibitor.** The 4-H Youth Development Program of Oregon State University, in cooperation with County and State Fair, accepts exhibits and will exercise due care to protect them. 4-H and Fair cannot accept responsibility for loss or damage due to the conditions imposed by large crowds, the arrangement of the building in which displays are housed, and the great number of exhibits. Every exhibitor shall indemnify the Fair and 4-H from and against any claims for damage to persons or property caused by them or by their exhibits. 4-H'ers who have exhibits of great sentimental and/or monetary value should carefully consider whether such exhibits should be exposed to possible hazards of the Fair.
9. All exhibits should be age appropriate and in good taste. Show management reserves the right to not display items that might be considered disrespectful or controversial.

ENTRIES, EXHIBIT TAGS AND STALL CARDS

1. All County Fair 4-H entries need to be done thru the Polk County 4-H office by the 4-H entry deadline.
2. If a class change or addition, is made after the Polk County Fair entry deadline in any project area, premiums for that class will be forfeited.
3. A standard 4-H exhibit tag shall be securely attached to each static exhibit, except wool fleeces, flowers, fiber arts, and clothing. There are special exhibit tags for wool and mohair fleeces, flowers, fiber arts, and clothing/sewing. Standard exhibit tags with the 4-H'ers name, class number and title, will be printed by the Extension Office and available at Fair check-in. All tags and cards must be filled out completely—do NOT fill in addresses.
4. If required, an explanation card must be fully completed and securely attached to each exhibit. (See class requirements to know if a card is required). **These cards should be filled out by the member and must match the exhibit being entered.**
5. Horse stall cards, livestock stall cards and small animal cards will be available at the Fair, or they may be picked up at the Extension Office, filled out at home and brought to the Fair. **Please do not fill in the address line. Include only name and county.** **Name & emergency contact number should be on the back.**
6. "For Sale" signs are not permitted.

7. It is the responsibility of the member to assure that the current year's version of all required exhibit tags, project descriptions and/or labels are attached to the exhibit. **Exhibits with out-of-date documents will be disqualified from competition.**
8. It is the responsibility of the member to assure that any specified size and/or weight restrictions are followed. Exhibits that do not meet the criteria will be disqualified from competition.

DELIVERY AND REMOVAL OF EXHIBITS

Beginning in 2016— if a 4-H'er or Cloverbud is not meeting with the judge, all "Static" (non-animal) exhibits that come in Monday must be delivered to the 4-H Exhibit Building by 2 p.m. to qualify for judging.

1. Exhibits must be delivered and removed according to the dates and times shown on the 4-H & FFA Schedule of Events.
2. Individuals should contact the Extension office if they have any questions about drop off and pick up deadlines.
3. Exhibits must remain on display until the release of exhibits on Sunday morning.
4. Decorations, ribbons, club signs, tack, equipment, etc. may not be removed before Sunday.

JUDGING

1. Judges are competent adults who will evaluate 4-Hers' work.
2. The "Merit Method of judging is use for all exhibits and contests. Entries will be placed in Blue, Red, and White award groups according to quality: Blue—an exhibit that is excellent and meets the established standards for the class. Red—an exhibit that is good but has room for improvement. White—an exhibit that meets the requirements of the class but shows need for considerable improvement.
3. Reserve Champion, Champion, Medallions and special awards will be selected in each class only when the judge deems there are entries that meet those standards. See the animal science rules for specific animal science championships. See the horse rules for medallion classes. Reserve Champion—a superior exhibit that exceeds the top established standards. Champion—an outstanding exhibit that far exceeds the top established standards. Medallion—an exceptional exhibit that demonstrates excellence in all facets. Grand champion will be awarded only where champions are judged together.
4. If an exhibit does not meet the requirements of the class, it will receive a display only ribbon.
5. An exhibit can be awarded only one ribbon.
6. Special awards are presented only to blue or higher quality exhibits.
7. Judges decisions are final.
8. In cases of "no competition" or entries are deemed unworthy of the prize offered at County Fair, premiums/awards will be awarded at the Judge's discretion.
9. Anyone, youth or adult, interfering with judging, distracting from judging, or confronting judges at any time, will be excused from the show ring, the show area, and/or Polk County Fairgrounds, and may be barred from future competition.



PREMIUMS

1. Premium monies are provided by the Polk County Fair Board, if money is available in their budget. Only one premium per class.
2. Vouchers for premium payout will be given to exhibitors at time of judging, when they receive their ribbon placing. Vouchers may be redeemed at the Fairgrounds Premium Office.
3. A voucher must be presented to the premium office to receive a premium.
4. Premiums will be paid during County Fair, from 12 noon to 6 p.m., Thursday - Saturday; & 12 noon to 3 p.m. on Sunday.
5. Premiums amounts for 4-H will be as follows: Blue ribbon = \$1.50, Red ribbon = \$1.00, White ribbon = 50¢ Champion and reserve champion ribbons are the same as blue.
6. **4-H Premiums not picked up at the Fairgrounds during Fair; or after Fair at the Fairgrounds Main Office between 9 a.m. & 3 p.m. Wednesday, August 17th, will be forfeited.**

AWARDS

Only awards printed in the Polk County Fairbook may be presented at County Fair. Trophies, plaques, trays, etc. over 18" in height will not be presented. **To be equitable in all 4-H project areas, awards should not exceed \$30 in value.** The 4-H Office cannot guarantee that all awards listed will be presented. Thank you notes are required of winners receiving awards! Thank you notes from 4-H award winners to award donors must be turned in to the 4-H Staff in the 4-H Building by the end of Fair in order to receive the award. **No thank you note = no award.**

PARTICIPATION POLICIES

The 4-H Code of Conduct will be enforced the entire time the leader, parent and member is on the fairgrounds.

PASSES

Only 4-H'ers who have turned in a 4-H Entry Form and are exhibiting in 4-H at Fair will get a pass bracelet. **Pass bracelets** for 4-H'ers showing at County Fair may be picked up from the Fairgrounds 4-H Office. **Season passes** may be purchased by parents and other non-exhibitors at the Main Office at the Fairgrounds. See Passes & Overnight Camping section for deadlines and rules on Passes & Camping.

NESMITH PARK ENTRANCE

Animal exhibitors will be given a parking pass to put in their vehicle window. Please use the Nesmith Park entrance and park in the designated area to the north of the horticulture, beef/dairy/goat barn and horse barn; to the south of the field used for camping; and to the area east of the horse arena. Please leave the main lot for the Fair going public and use these areas closer to your barns.

The Polk County Fairgrounds is designated by Polk County as an emergency facility. In event of an emergency requiring evacuation of the fairgrounds, all evacuees will be taken by bus to LaCreole Middle School (710 SE LaCreole Drive, Dallas). Information posts will be set up at the school. Entrance to Fairgrounds during emergency evacuation will be restricted to emergency vehicles only. Parking regulations must be observed at all times during public use of this establishment.

OVERNIGHT CAMPING



Complete camping info is available on-line at:
<http://www.co.polk.or.us/fair>

The cost for a camping space is **\$60**, on the tree-line only, in the park. To request a camping space, please print and fill out the application, rules and request forms and return it, along with a check or money order for \$55 to:

Polk County Fair
PO Box 29
Rickreall, OR 97371

Make checks payable to: Polk County Fair.

- All motor homes/campers must be self-contained. There will be no power or water available at the site.
- Due to limited space, ONLY 4-H & FFA members with large animals in the barns, and their parents, immediate family or superintendents will be allowed to camp.
- Campsites are limited to 10 persons per site.
- Due to the large number of requests for camping spots, the Fair cannot guarantee that you will be given the spot that you requested. You may request a campsite, or to be by a specific person, and the Fair office will do its best to put you there.
- Applications will not be accepted until **July 11, 2016** and no application will be accepted after **July 29, 2016**. Applications, signed rules, any requests and fee must be in the Fair office by 5:00 p.m. **July 29, 2016**. **Campers may call the Fair office starting August 4, to get their camping space number.**
- All adults in the campsite must have a season pass; two passes are issued with each campsite. Extras can be purchased at the Fair office.

The staff at the main Office at the Fairgrounds will provide colored bracelets, which must be worn by campers each day of their stay. No one will be allowed to camp in the park without a Pass Bracelet. No one is allowed to stay over-night in the barns. Dogs and other pets are not allowed to be on the grounds or at the campsites. Youth camping at Fairgrounds must have chaperones. Chaperones must register all members staying at their site with the Main Office. Please keep the camping areas and park clean. Parking is restricted to the designated marked parking areas. Garbage must be picked up by campers. All passes are subject to cancellation by Fairgrounds Management or Sheriff's Department. Members adhere to the CODE OF CONDUCT Statement which is printed on the back of all 4-H Enrollment Forms

CURFEW

A curfew of 11:00 p.m. will be in effect for Tuesday through Friday of the County Fair, and 12:00 midnight for Saturday evening of County Fair. Exhibitors staying on the grounds must have an overnight pass and be in their camping area by curfew. Anyone needing to be in the barns after curfew must have an official written pass from the barn superintendent. Anyone not staying overnight shall be off the grounds by curfew.

Individuals who are visibly intoxicated will be asked to leave or be ejected from the fairgrounds.

Adults that contribute to the use of drugs, alcohol or tobacco, by children, or engage in other behavior that violates state law, county ordinance or Fair Board policy or rules will be arrested or ejected from the fairgrounds.

LIVESTOCK & SMALL ANIMALS

HEALTH REQUIREMENTS

1. Some COOL Forms and Health Certificates Required - Check specific projects. Up to date vaccinations recommended for all animals for their own protection and for bio-security measures.
2. **Animals will be inspected by Barn Superintendents before bedding down. The Veterinarian on duty will make rounds early Wednesday evening to check all animals with particular attention to animals that the Superintendents may have concerns about.** No animal or bird shall be allowed to remain on the grounds that show evidence of any infectious/contagious disease or any unsightly disease condition such as warts, ringworm etc. The condition of warts will only be permitted if treatment is evident and wart is not unsightly or contagious. The management reserves the right to require health inspections, diagnostic test, treatments and/or other disease control measures or procedures which might become necessary in emergencies.
3. The veterinarian has the final decision regarding removal of an animal for health reasons.
4. No drugs, herbs or other substances which are intended to alter the behavior or mood, or enhance the performance of an animal are permitted. Violation of this rule will result in the 4-H exhibitor's animals being removed from the Fairgrounds, and the 4-H'er will be excluded from participation in that project area for the remainder of the Fair.

Watch your 4-H Enews, 4-H webpage and Facebook for the most current animal health announcements from the State Veterinarian.

Animal shows may be cancelled on very short notice depending on current State Veterinary Recommendations for emergency animal health measures. Additional bio-security steps may be implemented on very short notice.

VETERINARIAN SERVICES

A local Veterinarian will make visits during the Fair, volunteering time for your benefit! There will be no charge for the inspections of the Fair Veterinarian, but exhibitors will be charged for any medication dispensed by the Veterinarian. Payment must be made to the Veterinarian at the time medication is dispensed. Contact Fair 4-H Office to request appointments with the Veterinarian. After hours visits will also incur a fee. You may use your own Veterinarian at your own expense.



SAFE HANDLING OF LIVESTOCK

1. All livestock shown must be halter broke and gentle to lead.
2. Uncontrollable animals will not be permitted to remain.
3. All cattle must be exercised on the north side of the barn.
4. Members must wear boots or hard-soled shoes while handling cattle.

BRAND INSPECTION REQUIREMENTS

All cattle transported in any manner must be accompanied by a transportation certificate, brand inspection certificate, special brand inspection certificate, or memorandum brand inspection certificate. Transport certificates are available at the Extension Office.

MEMBER QUOTAS

1. 4-H exhibitors will be limited to a total of six animals in each species. A "pen of three" counts as one animal.
2. 4-H exhibitors may enter more than one rabbit or bird in the same age class if types are of different breeds or varieties.
3. 4-H exhibitors are limited to one entry per class, except as special notes allow.
2. 4-H exhibitors are limited to one wool fleece per class.

ENTRY PROCEDURE FOR LIVESTOCK

1. Entries for all exhibits and contests must be made, prior to County Fair, by the 4-H entry deadline, thru the Polk County Extension Office process. Stall/pen/cage request forms must be turned in at the same time.
2. All livestock exhibits must be delivered to the Fairgrounds as listed on the 4-H and FFA Schedule of events.

BRED OWNED MARKET CLASSES

*Will recognize 4-H and FFA members who are breeding, raising, and exhibiting **market beef, lambs, goats, hogs, rabbits and turkeys.**

*To be eligible for the Bred and Owned awards, participants must enter the appropriate class (Bred and Owned Market Steer, lamb, hog, goat, pen of rabbits, turkey) **IN ADDITION** to the general market class for that species. Entries must be submitted by the Fair entry deadline.

Qualifications for bred and owned market animals:

*Dam of market animal must be owned by member at the time of breeding and birth of the entered market animal.

*Exhibitor must enter and show a breeding animal in the same species as their market animal. This may be the dam of the market animal, or another breeding animal from their project herd/flock. Swine exhibitors may enter a breeding gilt.

*Bred and owned market animal entrants must meet all Market Auction requirements.

*Current year 4-H or FFA recordbooks must be presented to Barn Superintendent for each entry in Bred and Owned market classes. Superintendent will verify ownership of market animal dam using one of the following: bill of sale of the dam to the exhibitor, registration or brand certificate in the exhibitor's name, statement from 4-H leader or FFA Advisor confirming ownership. Record books will be provided to the judge upon request as part of the judging/selection process.

***Best of Show Bred and Owned Market** winners will be selected by the judge, and will receive a special award. The exhibit must be blue ribbon quality to be considered for special awards. *Auction order will NOT be based on bred and owned results, but results will be noted in the auction catalog.

MARKET AUCTION

Lynn Letsch ~ (503) 949-1684
Courtney Olsson ~ (503) 559-0767
Co-Chairs

Market Rules and Guidelines were handed out to 4-H and FFA members at Spring Weigh-in's/Registration. Read and comply with all Market rules.

ANIMAL SCIENCE RULES

EXHIBIT REQUIREMENTS

1. Each animal must have been entered for County Fair on the 4-H Entry Form, with an accompanying stall/pen/cage reservation card for animals staying on the grounds, by the 4-H entry deadline.
2. The same animal may not be entered in more than one class except that certain animals may be shown in the special classes (see exhibit explanations in your specific project areas).
3. Only animals officially entered at County Fair will be allowed in the barn with the exception of animals in milk with nursing offspring.
4. **No animal may be entered in both 4-H and FFA. In addition, members in both organizations will abide by the current memorandum of cooperative service between the Oregon 4-H and FFA Programs.**
5. Animals (except horses, llamas, alpacas and dogs) used in showmanship must also be exhibited in a conformation class.
6. Polled or dehorned animals are required for all crossbreds and nearly all purebreds. (a 2-inch scur will be allowed (hairline to tip). All steers and market goats must be dehorned – a maximum 2 inch scur for beef/dairy cattle is allowed (hairline to tip).
However, horned animals will be allowed if dehorning is detrimental to their herd for show or breed standard purposes ONLY! – if animals show any sign of being unsafe because of their horns, they may be asked to cap or tip horns or remove the animal from exhibition. All horned cattle must be able to be safely and humanely tied, and exhibit showmanship on a halter, like all other beef/dairy cattle (this means horned Herefords would be allowed but Texas Longhorns are not.) Remember, horns will only be allowed if they are part of the breed specifications, ie: Horned Herefords, Scottish Highlanders, Boer goats. Since Angus (and many others) animals do not have horn requirements for their breed, they are expected to be dehorned. **Review your breed standards for clarification.** Allowing horned breeds may create an additional challenge. Local Extension staff and leaders may want to strongly consider whether they allow juniors to exhibit a horned breed. Regardless of exhibitor age, these animals must be completely safe to handle and may be removed or disqualified at judge, 4-H staff and/or superintendent discretion. Loosening up horned animal rules is an effort to: 1. Allow goats and sheep the cooling and venting needs their horns provide. 2. Be more inclusive for some of the specialty breeds. 3. Is a rule that is on a two-year trial period.
7. All sheep and goats must have official federal scrapie program identification.
8. We support and encourage the humane treatment of all animals. Animals showing any evidence of prolapse or mechanical repair will not be allowed at the show or in the barn. Exhibitors are expected to treat their animals with respect and provide for their continuous well-being through proper feeding, handling, disease prevention, sanitation and attention to their safety.

LIVESTOCK OWNERSHIP

1. All animals exhibited must have been carried in a 4-H project by the exhibitor since June 1 (exception: Guide Dog puppies may be shown regardless of when received, and horses must have been owned or leased by May 12). Market Animals - Beef, Sheep, Swine, Meat Goats, Poultry and Rabbits - must be registered (signed-up) at an earlier date.
2. Registered animals must be registered in the name of the exhibitor. (Registration in a partnership or family name is acceptable if the 4-H member's animals have been designated at the beginning of the project).
3. Exhibitors must own the animals they exhibit (exceptions: Guide Dog puppies, leased animals and brace dogs).

4. For County Fair: Members may share an animal. Each member must show the shared animal in Showmanship. Contact the 4-H Agent and Superintendent to make arrangements for breed/performance classes. For State Fair: 4-H exhibitors are not allowed to share an animal in Live stock and Small Animal projects. Two or more members of the same family may share an animal in the Dog project.
5. Owners of cattle should provide haulers with transportation certificates to identify ownership.

LEASED ANIMALS

1. Members may lease animals in species where they do not have their own animals. Copies of leases specifying responsibilities of lessee and lessor must be on file at the County Extension Office by June 1 (May 13 for horses).

HOUSING & CARE OF LIVESTOCK

1. Where practical, livestock will be stalled by club order.
2. Each exhibitor shall furnish the necessary feed for their animals and do their care. Animals must be well watered and fed.
3. Exhibitors must provide their own hay, feed, feeders and water buckets/bottles.
4. All animals should remain in the barn designated for their species, unless they are in the show ring or at the wash rack, and should not be elsewhere on the fairgrounds without special permission of their superintendent.
5. Only animals exhibited in 4-H classes may be kept in the barn.
6. All beef and dairy cattle must be double tied (halter and neck rope), secured properly with a quick release knot.
7. Animals waste and combustible materials will be dumped in designated areas only.
8. Swine pens are to be completely cleaned daily.
9. No muzzles allowed. In special occasions, if an animal requires a muzzle, it must be agreed to by the superintendent and the 4-H Agent in charge. The member or other exhibitor must be present at the pen any time the animal is muzzled. The exhibitor is expected to greet and educate all public who are interested in why the muzzle is being used. If necessary, instead of a muzzle, indoor/outdoor carpet or other bedding may be used.

LIVESTOCK JUDGING AND AWARDS

1. **The judges decision is FINAL.**
2. The "Merit" method of judging will be used. Judges will divide exhibits into Blue, Red and White award groups according to quality. They may then rank the top 2+ as needed for returns and championship designation.
3. A champion and reserve champion will be selected only when the judge deems there are entries of champion quality.
4. All special award winners must have won a blue ribbon or higher as determined by the judge.
5. When there is an excess of animals in a class, the Barn Superintendent and/or judge may divide the class into two or more classes for judging.
6. In "other breeds" breeding classes, each breed and variety will be judged as a separate breed, and will be eligible for awards. Each breed must be represented by three or more animals in order to have their own breed show.
7. Non-registered (grade) females shall be entered in the breed class.
8. Crossbred females may be shown in 4-H classes. They shall be entered in the crossbred class.
9. When purebred females with crossbred offspring are shown in the dam and daughter class, they shall be shown in the class designated by the breed of the dam.
10. If a member shows a mixed herd or flock, it will be shown in the "other breeds" category.



SHOWING

1. 4-H members must show their own animals unless excused by the Barn Superintendent.
2. Abusive language, unsportsmanlike conduct, or abuse of an animal in any contest—by leader, parent or member—can be reason for dismissal from the showing, and/or the show, at the discretion of the show superintendent and Extension staff.
3. The 4-H Division is a youth show. **All care and fitting must be done by the 4-H exhibitor.** Exhibitors should be able to demonstrate skills if asked. Involvement of adults must be limited to advising. Any 4-H animal fitted for showing by adults or professionals will be declared ineligible for premiums, champions, State Fair, special awards, and/or showing. 4-H animals must be fitted in the barn area.
4. Anyone, youth or adult, interfering with judging, distracting from judging, or confronting judges at any time, will be excused from the show ring, the show area, and/or Polk County Fairgrounds, and may be barred from future competition.
5. Sheep and lambs must be shown with their front feet on the ground.
6. All exhibitors will abide by the Oregon 4-H Animal Science Ethical Standards. Not abiding by these or other rules is a serious violation of expected conduct and significant consequences may apply. *A copy of these Ethical Standards is included in this Fairbook, following this section.*



SHOWMANSHIP

1. **Animal Science exhibitors are required to participate in showmanship contests relating to their exhibits, including all dog show exhibitors. Animals exhibited in showmanship class must also be shown in a conformation class** (Exceptions: dogs, horse, llamas and alpacas). *Exceptions may be granted at County Fair by project area superintendent only if exhibitor is scheduled to show another species of animal in Showmanship at the same time.*
2. Contestants must show their own animals.
3. Judges may ask questions about the member's animal, fitting/showing and bio-security.
4. No premiums will be paid for other classes in the project area where exhibitors do not have the superintendents permission to miss Showmanship.
5. Members with Guide Dogs puppies may enter Dog Showmanship.
6. Champion ribbons will be awarded in each age division at the discretion of the judge. A Grand Champion and Reserve Grand Champion Showman from the Jr., Int. and Sr. Champions and Reserve Champions will be selected in each species, if the judge feels it is deserved.
7. Exhibitors must be neat, clean and appropriately dressed.
8. 4-H Exchange students may participate in showmanship, only, no breed or other livestock classes.

REMINDERS FOR POLK COUNTY FAIR 4-H ANIMAL EXHIBITORS

1. Only enrolled 4-H members, who are 9 years old by Sept. 1, 2015 may handle animals at the fairgrounds.
2. 4-H'ers with two breed class animals in the same age group may enter and show them both (County Fair only), however, only one premium per class will be paid. The six animal per species limit still applies. Only one per class may go on to State Fair.
3. Premiums will be forfeited if an animal is removed from the Fair without permission from the Superintendent and 4-H Agent.
4. When there is an excess of animals in a class, the Barn Superintendent and/or judge may divide the class into two or more classes for judging.
5. [See dehorning requirements in Animal Science Rules section.](#)
6. Lambs and sheep tail docking must follow the same rules as for Market animals. The tail should be long enough to be lifted (see the Extension Office for reference material on tail docking).
7. Parents are restricted to a position of observer in the barns and around the exhibitor's animals (except in safety situations). All feeding, grooming, stall cleaning, etc. is to be done by the exhibitor. Junior 4-H members may receive advice and minor assistance from 4-H leaders or older 4-H/FFA members at the discretion of the Barn Superintendent. Intermediate and Senior members may only receive advice from 4-H leaders or superintendents, or other 4-H/FFA members.
8. **All animals must be washed (except long-hair goats and sheep) before coming to the Fair. Fair washing facilities are for touch-ups.** All hoses on wash racks must have shut-off nozzles.
9. Exhibitors must use standard market and 4-H livestock stall placards, provided by the Extension Office. Info must be readable from the aisle. Stall card holders may be used. Name & emergency contact number should be included on the back.
10. Exhibitors will use bedding, stall material, stall set-up and decorations approved by the Superintendent. Placement of fitting and grooming chutes will be determined by the Superintendent based on animal numbers.
11. All tack areas and large equipment must be clearly identified by club.
12. Some bedding is provided. Use it conservatively.
13. Each member is responsible for the care of his/her animal(s).
14. Under no circumstances will animals be released before the release time, unless ordered by veterinarian.
15. Extra pen space for livestock with nursing babies might be available subject to room in the barn.
16. Animal waste is to be dumped in designated areas only. Absolutely No Garbage, String or Wire Allowed to be Dumped With Manure. Members are expected to keep animals as clean as possible, keeping walkways and aisles clean and free of clutter. Parents are prohibited from cleaning pens, grooming animals, feeding or watering animals, or handling animals except in cases of emergency intervention for safety reasons. Barn superintendents must be notified in such cases to prevent disqualification penalty. * See Herdsmanship Guide.
17. Artificial coloring of any animal or any artificial means of removing or remedying physical defects of conformation in animals (such as lifting or filling under the skin) will be considered as fraud and deception. Animals giving evidence of such treatments will result in the owner's forfeiture of all current show awards. Except for show awards, animals may not be decorated or sprinkled with artificial materials, including but not limited to glitters, ribbons, etc. Hogs must be clean (soap and water only).

Oregon 4-H Animal Science Ethical Standards


Remember, 4-H Code of Conduct and 4-H Ethical Standards are rules for everyone involved. Although the following document refers to “exhibitors,” this is intended to include parents, trainers/fitters, siblings, exhibitors, friends, owners of leased animals, and others who may be interested or affected parties.


Begin each ethical “question” as Dr. Jeff Goodwin suggests with his *Ethical Compass Questions*:


- Does the practice violate FDA law?
- Does the practice harm the animal?
- Does the practice result in fraudulent misrepresentation?
- Do you have to lie to cover it up?
- Would the public be offended?
- Does the practice conflict with real world agriculture practices?


If the answer to any of these questions is yes, the practice is probably unethical.

If there are additional questions or areas of concern that these six questions can’t answer, please review and abide by the following:

 **All animals brought for exhibition should be deemed healthy.** Animals with potential contagious disease or illness should be left home. Exhibitors must understand and know what is normal and healthy for their animal. Animals not demonstrating “normal and healthy” traits should be left home.

 Exhibitors of animals shall at ALL times conduct themselves with honesty and good sportsmanship. Their conduct shall always reflect the highest standards of honor and dignity to promote the advancement of agricultural education. This applies to all exhibitors who participate in competition as well as all animal science projects offered in any 4-H event or competition. In addition to these standards, fairs and shows may have rules and regulations which they impose.

 All leaders and mentors working with youth exhibitors have a responsibility to do more than avoid improper conduct or questionable acts. Their moral values must be so certain and positive that those younger and more pliable will be positively influenced by their example. Anyone who violates these ethical standards will potentially forfeit premiums, awards and auction proceeds and may be prohibited from or suspended from future exhibition. Those who choose to violate these standards demean the integrity of all animal science exhibitors and should endure significant consequences.

 These standards have been adapted from the *National Code of Show Ring Ethics*; in some cases they may seem broad or not relevant for Oregon 4-H Livestock Shows and Fairs. However, our intention is to create a model that can give 4-H Agents and Show Staff a basis for establishing and enforcing local rules and guidelines. As with all rules, circumstances must be considered, common sense applied AND enforcement is critical – As often as possible we want to have enforcement procedures for rules that we put in place. Sometimes, we just know it’s the right thing and proving or disproving is cost prohibitive or process prohibitive, but we must still have rules or guidelines – we can’t assume participants and their families will know what is appropriate or not appropriate if we don’t state it somewhere.

- Standards continued on next page -

The following is a list of guidelines for all exhibitors and all livestock in competitive events:

1. Exhibitors must be prepared to present, upon request by fair or show officials, proof of ownership or copy of lease agreement, length of ownership/lease and age of all animals entered. Misrepresentation of ownership, age, or any facts relating thereto is prohibited.
2. Exhibitors must be prepared to provide, upon request by fair or show officials, animal health certificates from a licensed veterinarian on any out of state animal.
3. Exhibitors are expected to care for, groom, and fit their animals while at fairs or shows.
4. Market animals shall be free of drugs and available to immediately enter the food chain. Non-Market animals shall not be administered drugs other than in accordance with applicable federal and state regulations and rules. Animals shall not be exhibited if the drugs affect the animal's performance or appearance at the event. Oregon 4-H supports auction and/or show management's choice to obtain any specimen of urine, saliva, blood, or other substances from the animal to be used in testing. Exhibitors/owners shall comply with all testing requirements instituted by show management for the purposes of maintaining integrity of the exhibit or auction and/or quality assurance.

At any time after an animal arrives on the fair or show premises, all treatments involving the use of drugs and/or medications shall be administered by, or under the guidance of, a licensed veterinarian.

5. Any surgical procedure or injection of any foreign substance or drug or the external application of any substance (irritant, counterirritant, or similar substance) which could affect the animal's performance or alter its natural contour, conformation, or appearance, except external applications of substances to the hoofs or horns of animals which affect appearance only and except for surgical procedures performed by duly licensed veterinarian for the sole purpose of protecting the health of the animal, is prohibited.
6. The use of showing and/or handling practices or devices such as striking animals to cause swelling, using electrical contrivance, or other similar practices are not acceptable and are prohibited.
7. Direct criticism or interference with the judge, fair, or livestock show management, other exhibitors, breed representatives, or show officials before, during, or after the competitive event is prohibited. All judges, fair and livestock show management, or other show officials shall be treated with courtesy, cooperation, and respect and they shall treat all exhibitors equally with courtesy, cooperation, and respect.
8. No owner/exhibitor shall conspire or knowingly contribute or cooperate with another either by affirmative action or inaction to intentionally violate these standards.
9. The application of these standards provides for absolute responsibility for an animal's condition by an owner/exhibitor whether or not he or she was actually instrumental in or had actual knowledge of the treatment of the animal.
10. The act of entering an animal in a fair or show is the giving of verification by the owner/exhibitor that he or she has read the Oregon 4-H Animal Science Ethical Standards and understands the potential consequences of and penalties provided for actions prohibited here in. It is further consent that any action which contravenes these rules and is also in violation of federal or state regulations, or rules may be released to appropriate law enforcement authorities with jurisdiction over such infractions.

Adapted from the National Code of Show Ring Ethics

Dr. Jeff Goodwin, *Ethical Compass Questions*, Developed by Dr. Goodwin and the Idaho 4-H Livestock Show Project
February 2014

4-H RESOLUTION PROCESS

The purpose of the 4-H Resolution Process is to provide an opportunity for a 4-H member who feels he/she has been wronged during the Fair to air their issue. No issue will be accepted that deals with a judge's decision. The judge's decision is final and not open for discussion. The 4-H Resolution committee will be appointed by the Extension/4-H Agent. The procedure for presenting an issue is as follows:

1. Talk to the division Superintendent to resolve the issue.
2. If the issue cannot be resolved, contact the 4-H staff in the 4-H Building on the Fairgrounds. The Resolution Committee may be convened if necessary.
3. The 4-H Resolution Committee will meet with the 4-H'er, their parent/guardian, the Superintendent, a member of the Fair Board, and other involved parties to give their advice and recommendations to the Extension Agent responsible for the 4-H program.
4. Further airing of issues (outside the responsibility of the 4-H program) may be made to the Fair Board in writing if appropriate.

BIO-SECURITY AT THE FAIR

FOOT & MOUTH DISEASE

Last year's guidelines for observing responsible practices to avoid contamination by Hoof & Mouth Disease will be in force again this year. In cases of suspected occurrence, the Fairgrounds will comply with the USDA -APHIS agency plans for containment practices.

SCRAPIE ERADICATION POLICY

The Polk County Fair has established the following requirements that will fulfill the 4-H County, State, and USDA Scrapie Eradication measures:

1. Each farm or sheep or goat owner must have a premises number from the USDA-APHIS Program.
2. All Goats and Sheep at the Polk County Fair must be properly identified in one of the following ways:
 - **Unregistered sheep and goats: Animals not registered with a breeding organization will need to be identified either by tattooing ones premise number in the ear of the goat or by an official scrapie ear tag. Premise numbers and ear tags may be obtained from the USDA.**
 - **Registered sheep and goats:** Animals registered with a breeding organization do not need ear tags if they are tattooed and have registration papers stating the tattoo from a breeding organization. Premises number and a copy of your registration papers will be inspected with your animal when arriving at the Fair.
 - **Electronic Implants:** Registered sheep and goats with implants do not need to be tagged. Your premises number and copy of registration papers from the breeding association will be inspected with your animal when arriving at the Fair. Member is expected to provide an Electronic Implant Reader at the Fair.
 - **La Mancha goats** that are not registered will be required to have their premises number tattooed on the tail web.

STATE FAIR SELECTION OF EXHIBITS

4-H members participating in the State Fair (in person or through static entries) must be selected through their county selection process.

4-H Members who exhibit animals or enter contests which require attendance at the State Fair must be intermediates or seniors (7th thru 12th grades)

Minor improvements, based on judge's evaluation may be made between County and State Fair.

The delivery and retrieval of large, heavy and/or cumbersome State Fair static exhibits may be the responsibility of the 4-H'er.

Animals must have been shown at County Fair, and qualified to move on to State Fair .

All State Fair entries need to be done through the County 4-H Office; members cannot register on their own.

See Schedule of Events to find out when State Fair entries are due for your project. Check with 4-H staff **BEFORE** close of County Fair for complete details.

See State Fair Fairbook for complete info.

STATE FAIR SELECTIONS IN ANIMAL SCIENCE

Each exhibitor must be selected for State Fair participation through the County Fair selection process. In selected classes, the county selection process must adhere to the statewide criteria i.e. horse show and western gaming. Animals entered must have been shown at County Fair and be approved by the County Extension Agent.

Market animal health records and COOL affidavits required Quotas for each county in Oregon have been established by the State 4-H Office.

Polk County's quota will be filled in the following order: 1) Champion Senior Showman 2) Champion Intermediate Showman 3) Reserve Champion Senior Showman 4) Reserve Champion Intermediate Showman 5) Exhibitor of Overall Champion Female Animal 6) Exhibitor of Overall Reserve Champion Female Animal. After these exhibitors, our quota will be filled by exhibitors based on ribbon placing's with Blue ribbons having priority.



HORSE

Carol Harris—(503) 580-5476
Superintendent

READ RULES FOR LIVESTOCK HANDLING & EXHIBITING



We have scheduled the judges meeting and horse show to start later in the morning. This allows members needing to complete herds-manship with other animal species to do so, and for the general public to be present to watch the show. In the event of extreme weather conditions (i.e. predicted high temperatures) the show committee reserves the right to move the show back to an earlier start time.

Depending on recommendations from the State Veterinarian regarding existing highly contagious disease in the area, stronger Bio-Security measures may be required for this species, and/or this show may be modified or cancelled on very short notice.

4-H HORSE RULES

1. Effective as of January 1, 1997, all Oregon 4-H members participating in any equestrian activity, regardless of riding seat, will wear a properly fitted equestrian helmet which meets the standards imposed by the American Society of Testing Materials (ASTM) F1163 and includes certification and labeling required by the Safety Equipment Institute (SEI). Such headgear will be secured with the harness engaged and be properly fastened when mounted on an equine or in a vehicle (cart, wagon, buggy, etc.) being pulled by one or more equine.
2. Contestants must exhibit horses that they have owned and/or personally trained since May 12 of the current year.
3. Each contestant must use the same project horse in both equitation and showmanship.
4. **All 4-H Horse members showing at County Fair must have registered their horse, and alternate horse(s), on the 4-H Project Registration Form (available at the Extension Office). These forms are due in the Extension Office by 5:00 pm, May 13 of the current year.** These forms are required for any horse shown at all Polk County 4-H horse shows. It is the 4-H member's responsibility to submit the required forms to the Extension Office by the May 13 deadline. Two or more members of the same family can share a horse.
5. A project horse or alternate must have been owned or leased by the 4-Her's family by May 12. Copies of the Lease Form must be securely attached to the Horse Project Registration Form, due by 5:00 pm, May 13, of the current year.
6. Alternate horses **must** be designated or they cannot be used. An alternate horse may only be shown if the project horse cannot due to medical reasons. The 4-H'er must give the Horse Leaders a statement written and signed by their veterinarian that explains the medical reasons why the project horse cannot be used; or the 4-H'er can have a medical reason approved by a visual inspection of an appointed member of the Polk County 4-H Horse Leaders Association. The sale of a project horse is not a satisfactory reason to use an alternate horse.

7. No "wet" mares or un-weaned foals allowed at the Fair.
8. No ground training horses may be stalled at Fair.
9. All exhibitors should have passed required steps of the Horse Advancement Program:
 - Juniors & Novices: Completion of step 1 & evidence of work on step 2.
 - Intermediate: Completion of steps 1 and 2.
 - Seniors: completion of steps 1, 2 and 3.
10. All exhibitors must comply with the 4-H Horse Project Book and the 4-H Horse Contest Procedures Guide.
11. Horses 5 years old and under may be ridden with a snaffle bit or a bosal hackamore. Two hands may be used on the reins and flying changes are not required.
12. Tie-downs, martingales and draw reins will not be permitted for performance classes. Curb chains are acceptable, but must be one-half inch wide and lie flat against the jaw of the horse.
13. 4-H'ers must do their own work while on the Fairgrounds. Members may help each other, but not act as substitutes.
14. No chaps, ropes, slickers or hobbles will be allowed. Spurs are optional in performance classes but are not allowed in showmanship. Boots Must Be Worn in the barn, trailer or arena areas - **No tennis shoes, sandals or bare feet.**
15. Novice classes are for exhibitors who are in the 7th grade or higher who have not shown before in open or County Fair shows. They are not eligible for State Fair.
16. Junior members riding in a "pony" equitation class may not cross enter into a regular equitation class.
17. State Fair performance participants will be chosen from points earned in County Fair Intermediate and Senior classes.
18. **Read 4-H Horse Contest Guide for complete rules.**

Horse section continued on next page

County Fair Classes

HORSE SHOWMANSHIP (Required)

Performance horse showmanship. Enter gaming showmanship only if you are not showing in any performance classes.

- 751 500 001 Junior Performance Showmanship
- 751 500 002 Intermediate Performance Showmanship
- 751 500 003 Senior Performance Showmanship
- 751 500 004 Novice Performance Showmanship

EQUITATION

Members may exhibit in English Eq, Western Eq or both at the County Fair

- 751 100 111 Junior English Equitation (Saddle Seat)
- 751 100 112 Intermediate English Equitation (Saddle Seat)
- 751 100 113 Senior English Equitation (Saddle Seat)
- 751 100 114 Novice English Equitation (Saddle Seat)
- 751 100 115 Junior English Equitation (Saddle Seat - Pony)

- 751 100 121 Junior English Equitation (Hunt Seat)
- 751 100 122 Intermediate English Equitation (Hunt Seat)
- 751 100 123 Senior English Equitation (Hunt Seat)
- 751 100 124 Novice English Equitation (Hunt Seat)
- 751 100 125 Junior English Equitation (Hunt Seat - Pony)

- 751 100 131 Junior Western Equitation
- 751 100 132 Intermediate Western Equitation
- 751 100 133 Senior Western Equitation
- 751 100 134 Novice Western Equitation
- 751 100 135 Junior Western Equitation - Pony

TRAIL HORSE

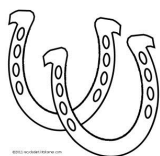
Participants will be mounted on their horse unless an obstacle calls for dismount. The trail course may include obstacles such as: gate, ground tie or hobble, dismount and mount on off side, jump an obstacle - horse to be stopped or collected immediately after jumping, mail box, pick up and carry noisy object, jump not more than 18", step over a log or pole, walk plank lying on ground, walk through brush, walk over elevated bridge, drag object, back through marked course, carry reasonably heavy object to specified point, pick up horse's feet, unbridle and tie horse properly, lead horse over jump or obstacle, ride past noisy object, side step, pivot within designated circle.

- 751 300 311 Junior Trail Horse
- 751 300 312 Intermediate Trail Horse
- 751 300 313 Senior Trail Horse
- 751 300 314 Novice Trail Horse

IN-HAND TRAIL

Only non-ridden horses and ponies are eligible (driving and ground training animals)

- 751 300 321 Junior In-Hand Trail
- 751 300 322 Intermediate In-Hand Trail
- 751 300 323 Senior In-Hand Trail



DRESSAGE

See *Oregon 4-H Dressage Project Manual (4-H 1311)* for information and rules. The dressage tests used at County and State Fair are available at the Extension Office.

4-H'ers may enter only one Dressage Test at County Fair. Introductory Tests are not qualifying classes for State Fair.

- 751 700 501 Junior Dressage, Training Level Test 1
- 751 700 502 Intermediate Dressage, Training Level Test 1
- 751 700 503 Senior Dressage, Training Level Test 1

- 751 700 511 Junior Dressage, Training Level Test 2
- 751 700 512 Intermediate Dressage, Training Level Test 2
- 751 700 513 Senior Dressage, Training Level Test 2

- 751 700 521 Junior Dressage, Training Level Test 3
- 751 700 522 Intermediate Dressage, Training Level Test 3
- 751 700 523 Senior Dressage, Training Level Test 3

- 751 700 541 Junior Dressage, First Level Test 1
- 751 700 542 Intermediate Dressage, First Level Test 1
- 751 700 543 Senior Dressage, First Level Test 1

- 751 700 551 Junior Dressage, First Level Test 2
- 751 700 552 Intermediate Dressage, First Level Test 2
- 751 700 553 Senior Dressage, First Level Test 2

- 751 700 561 Junior Dressage, First Level Test 3
- 751 700 562 Intermediate Dressage, First Level Test 3
- 751 700 563 Senior Dressage, First Level Test 3

HUNT SEAT EQUITATION OVER FENCES

Contestants are required to wear suitable boots and the ASTM F1163-88 SEI approved headgear with harness engaged. A minimum of 8 course jumps will be required. Each contestant may circle once, if desired, before approaching the first jump and shall then proceed around the course keeping an even pace. In case of a knockdown, the jump must be reset with the rider circling until signaled by the judge. A refusal constitutes stopping in front of an obstacle to be jumped, whether or not the horse knocks it down, or if the horse stops forward motion. If a refusal occurs in a double or triple, riders shall re-jump all elements of the combination. Three refusals will eliminate the horse and rider. See "4-H Horse Contest Guide" EB1974 for general guidelines.

- 751 600 161 Junior Hunt Seat Equitation. Over Fences
- 751 600 162 Intermediate Hunt Seat Equitation. Over Fences
- 751 600 163 Senior Hunt Seat Equitation Over Fences

HUNTER HACK (County Only)

A class requiring a walk, trot and canter, in both directions, and the hand gallop in at least one direction on the rail. Participants are also required to jump two obstacles not to exceed 2'6". Performance and jumping faults are judged. All other rules and requirements as described for Hunt Seat Equitation Over Fences will apply.

- 751 700 151 Junior Hunter Hack
- 751 700 152 Intermediate Hunter Hack
- 751 700 153 Senior Hunter Hack, Senior

Horse section continued on next page

REINSMANSHIP

Attire should be neat, clean and well fitted. Approved headgear, riding boots or sturdy leather shoes, gloves (may be black or brown, but brown is traditional), and a driving whip are required. English or western riding attire is acceptable. An appropriate 2 or 4 wheeled vehicle is allowed. The vehicle must have a footrest or basket (a minimum of 10" front to back" securely fastened to the vehicle. The basket must be constructed so the driver's feet cannot get stuck. Racing sulkies or roadster bikes are prohibited.

- 751 400 411 Junior, Pony Reinsmanship
- 751 400 412 Intermediate Pony Reinsmanship
- 751 400 413 Senior Pony Reinsmanship
- 751 400 421 Junior Horse Reinsmanship
- 751 400 422 Intermediate Horse Reinsmanship
- 751 400 423 Senior Horse Reinsmanship

PRECISION DRIVING

Competitors will be required to drive over a course consisting of 6 - 8 obstacles. Drivers are required to drive at a trot except where obstacles require halting, backing, pivoting, or very tight turns.

- 751 400 431 Junior Precision Driving
- 751 400 432 Intermediate Precision Driving
- 751 400 433 Senior Precision Driving

GROUND TRAINING

(*Weanling Classes are County Only)

No "wet" mares or un-weaned foals at the Fair. Foals must be weaned and not with their mother. Male colts older than 12 months MUST be gelded. Contestant will give the judge their completed, approved Ground Training form prior to their performance. Items to be demonstrated are outlined in step 4B of the 4-H Horse Advancement Program. All training must be done by the 4-H member who is showing the animal. Training by others, including other 4-H members, makes animal ineligible for class. Fifteen minutes will be allowed. Judges may adjust score if adequate progress has not been made in training related to time horse has been in training. Recognition will be made according to how well items are accomplished. Horses entered in ground training should have never been mounted by the exhibitor. An assistant may be used for holding the animal or equipment.

- 751 200 231 *Junior Weanling
- 751 200 232 *Intermediate Weanling
- 751 200 233 *Senior Weanling
- 751 200 211 Junior Yearling
- 751 200 212 Intermediate Yearling
- 751 200 213 Senior Yearling
- 751 200 221 Junior Two Year Old, Gelding or Filly
- 751 200 222 Intermediate Two Year Old, Gelding or Filly
- 751 200 223 Senior Two Year Old, Gelding or Filly

1st YEAR UNDER SADDLE (County Only)

Designed for horses that have never been ridden until after last years Polk County Fair. The 4-H'er showing the horse must have done all the training of the horse. Horses entered in First Year Under Saddle may not enter any other class except Showmanship

- 751 700 810 First Year Under Saddle

"I DID IT MYSELF" Young Horse Recognition (County Only)

Do not enter on entry form.

Exhibitor MUST DO ALL TRAINING. The exhibitor may have instruction, but must do all the work. Horse is to be shown for two years in Ground Training classes at Polk County Fair (either weanling/yearling or yearling/two-year old) and then be shown in First Year Under Saddle. The recognition is an accumulation of three years of showing. The horse does not have to be raised by 4-Her, but must be acquired before it is a yearling. Follow the same guidelines as explained in Ground Training and First Year Under Saddle). Indicate year you are in for this class on your Ground Training Form. *See Superintendent for more info.

RANCH HORSE (County Only)

A class designed to demonstrate the skills a person and horse might need when riding the trail and working with cattle. Riders are asked to negotiate tight spaces and perform tests of skills that may be needed on a ranch. The course may include any of the usual trail obstacles, in addition to carrying weighted items, unusual items like hides, tents, or signs, or negotiating challenging terrain. All other rules and requirements for trail horse will apply.

- 751 700 161 Junior Ranch Horse
- 751 700 162 Intermediate Ranch Horse
- 751 700 163 Senior Ranch Horse

DAD POTTER Try-outs (County Only—No Premiums)

If a County Fair judge is qualified for Dad Potter, judging will be available for anyone interested in trying out for the Dad Potter competition.

- 751 700 860 Dad Potter

WORKING PAIRS (County Only—No Premiums)

Pairs of riders will ride a pattern they have created on their own. They will have two minutes to perform. Performance may include music and costumes if desired.

- 751 700 850 Working Pairs

BAREBACK (County Only—No premiums)

May wear western or English attire, but English riders must post at the trot.

- 751 700 851 Junior Bareback (walk, trot)
- 751 700 852 Intermediate Bareback (walk, trot)
- 751 700 853 Senior Bareback (walk, trot)

- 751 700 861 Junior Bareback (walk, trot, canter)
- 751 700 862 Intermediate Bareback (walk, trot, canter)
- 751 700 863 Senior Bareback (walk, trot, canter)



Horse section continued on next page

GAME HORSE SHOWMANSHIP (Required)

This Showmanship class will be held immediately prior to Gaming. **ONLY gaming exhibitors who do not do showmanship with another horse, MUST sign up for gaming showmanship. Each exhibitor should be registered in only ONE horse showmanship class.**

- 751 500 011 Junior Gaming Showmanship
- 751 500 012 Intermediate Gaming Showmanship
- 751 500 013 Senior Gaming Showmanship

GAMING

- 751 800 011 Junior Figure 8
- 751 800 012 Intermediate Figure 8
- 751 800 013 Senior Figure 8

- 751 800 021 Junior Barrels
- 751 800 022 Intermediate Barrels
- 751 800 023 Senior Barrels

- 751 800 031 Junior Key Race
- 751 800 032 Intermediate Key Race
- 751 800 033 Senior Key Race

- 751 800 041 Junior Pole Bending
- 751 800 042 Intermediate Pole Bending
- 751 800 043 Senior Pole Bending

- 751 800 051 Junior NSCA Flag Race
- 751 800 052 Intermediate NSCA Flag Race
- 751 800 053 Senior NSCA Flag Race

- 751 800 061 Junior Two Barrel Flag Race
- 751 800 062 Intermediate Two Barrel Flag Race
- 751 800 063 Senior Two Barrel Flag Race



SPECIAL 4-H AWARDS ~ HORSES

Medallions will be awarded at the judges discretion.

“Thank you”

to the donors who contribute to the
Polk County 4-H Horse Program.

State Fair

Polk County 4-H'ers may not qualify for State Fair with a shared horse.

Qualifying and Eligibility

Contestants must use the same horse in all events except for Ground Training, Reinsmanship, and Gaming. In addition, in every event, contestants must use the same horse they qualified with at their County Fair.

Showmanship is required of all contestants, but you can only do showmanship once. If you have an equitation horse, you must use that horse for showmanship and show in the performance showmanship class. If you do not have an equitation horse, but have a Ground Training or Reinsmanship horse, you must show that horse in the performance showmanship class. Only gaming contestants who had no horses in performance may show in the gaming showmanship class.

Equitation and Showmanship

To qualify for State Fair in showmanship and equitation (hunt seat, saddle seat, or western), contestants must have received a minimum combined score of 170 (in equitation and showmanship) at their county fair and each individual score must be 80 points or higher. In addition, they must have used the same horse in both classes.

For members who ride multiple seats, the highest equitation score must be used to determine eligibility. Then, if members have received blue ribbons in other seats on the same horse, they may ride those seats as well.

There is no maximum or minimum number of contestants a county may send.

Trail

Contestants who qualify for State Fair in equitation/showmanship may also enter Trail if they received a blue ribbon in that event at their county fair using the same horse as used in equitation/ showmanship.

In-Hand Trail

Contestants who qualify for State Fair in ground training or with a non-ridden animal in reinsmanship or precision driving may also enter in-hand trail if they received a blue ribbon in that event at their County Fair using the same horse.

Only non-ridden horses are eligible (driving ponies and ground training animals). Contestants must have received a blue ribbon in this class at their County Fair.

Dressage

Contestants who qualify for State Fair in equitation/showmanship may also enter Dressage if they received a score of 58% or higher on a Training Level test 2-4 or any First Level test at their county fair, using the same horse as used in equitation and showmanship.

58% and up	Blue Ribbon
50-57.99%	Red Ribbon
49.99% and below	White Ribbon

Riders may ride only one test at State Fair, and it must be the test they rode at their County Fair and in which they received the qualifying score. A member who scores 62% or higher at State Fair must progress up to the next test the following year. (The requirement to move up does not apply to a new horse or in test change years.) The **2015** tests must be used.

The short arena will be used for Training Level tests and the large arena for all First Level tests.

State Fair Horse section continued on next page

Hunt Seat Equitation Over Fences

Contestants who qualify for State Fair in equitation/showmanship may also enter Hunt Seat Equitation Over Fences if they received a blue ribbon in that event at their county fair using the same horse as used in equitation/showmanship and if they received the blue ribbon performing over an approved qualifying course. A qualifying course must have a minimum of six different fences with at least three of them at the maximum height and spread. There must be at least one combination jump and one change of direction.

At State Fair, a selection of warm-up fences will be provided. All contestants must be approved by the on-site official over these warm-up jumps before attempting the full course.

Reinsmanship (Driving)

Contestants may only enter one reinsmanship class at the State Fair, and there are two ways to qualify.

Contestants who qualify for State Fair in equitation/showmanship may also enter reinsmanship if they received a blue ribbon in that event at their County Fair using the same horse or pony as used in equitation/showmanship.

Contestants may also qualify with their non equitation horse or pony if they received a minimum combined score of 170 (in reinsmanship and showmanship) at their County Fair. In addition, the showmanship score must be 80 points or higher, and the reinsmanship score must be 85 points or higher. The showmanship score can be from their equitation horse or their driving horse. If contestants are not showing an equitation animal in showmanship, they must exhibit their reinsmanship animal in showmanship.


Precision Driving

Contestants who qualify for State Fair in equitation/showmanship may also enter precision driving if they received a blue ribbon in that event at their county fair using the same horse or pony as used in equitation/showmanship.

Contestants may also qualify with their non-equitation horse or pony if they received a minimum combined score of 170 (in precision driving and showmanship) at their county fair. In addition, the showmanship score must be 80 points or higher, and the precision driving score must be 85 points or higher. The showmanship score can be from their equitation horse or their driving horse. If contestants are not showing an equitation animal in showmanship, they must exhibit their driving animal in showmanship.

Ground Training

To qualify for State Fair in Ground Training, contestants must have received a blue ribbon in ground training at their County Fair. A county may send a total of 8 ground trainers (four seniors and four intermediates). The horses may be either yearlings or two-year olds. The same person may show both a yearling and a two-year-old. If contestants are not showing an equitation animal in showmanship, they must exhibit their ground training animal in showmanship.



Western Gaming

To qualify for State Fair in Gaming, contestants must have met the blue ribbon qualifying time in each event entered **on the same horse they are riding at State Fair**. There is no maximum or minimum number of contestants a county may send. If members are not showing another animal in showmanship, they must exhibit their gaming animal in showmanship. (There will be a showmanship class available on Monday night.)

Qualifying Times for State Fair Western Gaming

	BLUE	RED	WHITE
Int. Key Race	10.700 or less	10.701 - 14.500	14.501 or more
Int. Barrels	16.600 or less	16.601 - 18.300	18.301 or more
Int. Figure 8	12.000 or less	12.001 - 12.900	12.901 or more
Int. Pole Bending	25.500 or less	25.501 - 28.900	28.901 or more
Int. NSCA Flag Race	9.300 or less	9.301 - 11.000	11.001 or more
Int. Two-Barrel Flag Race	12.100 or less	12.101-16.500	16.501 or more
Sr. Key Race	10.400 or less	10.401 - 12.700	12.701 or more
Sr. Barrels	16.200 or less	16.201 - 17.900	17.901 or more
Sr. Figure 8	11.500 or less	11.501 - 12.200	12.201 or more
Sr. Poles	25.000 or less	25.001 - 28.600	28.601 or more
Sr. NSCA Flag Race	9.000 or less	9.001 - 10.500	10.501 or more
Sr. Two-Barrel Flag Race	11.500 or less	11.501-15.500	15.501 or more

BEEF CATTLE

Loreen Haight (503) 435-8519
Beef Superintendent

READ RULES FOR LIVESTOCK HANDLING & EXHIBITING

Exhibitors are expected to know and follow all Animal Science Rules and Health Requirements.


4-H'ers may exhibit no more than six beef at County Fair. All beef heifers must be vaccinated for brucellosis between the ages of 4 and 10 months. A vet certificate, plus ear-tag or tattoo, are required at the vet inspection at Fair. 4-Hers' attire shall be neat, clean and modest when showing their projects. T-shirts with printing other than 4-H designs should be avoided. Hard-soled shoes or boots must be worn.

BEEF SHOWMANSHIP (Required)

721 500 001 Junior Beef Showmanship

721 500 002 Intermediate Beef Showmanship

721 500 003 Senior Beef Showmanship



BREED CLASSES

NOTE: Fill in blank in class number () with one of the following numbers:

- (1) Junior Calf - (bull or steer), January 1 to June 30, 2016
- (2) Junior Calf - (heifer) January 1 to June 30, 2016
- (3) Senior Heifer Calf, September 1 to December 31, 2015
- (4) Summer Yearling Heifer, May 1 to August 31, 2015
- (5) Junior Yearling Heifer, January 1 to April 30, 2014
- (6) Senior Yearling Heifer, September 1 to December 31, 2014
- (7) Junior Cow, July 1, 2013 to August 31, 2014
- (8) Senior Cow, born before July 1, 2013 (must have calved within the preceding 12 months)

Beef Breed List

721 101 0_0	Angus, Red	(01)
721 102 0_0	Angus, Black	(02)
721 103 0_0	Charolais	(03)
721 104 0_0	Hereford	(04)
721 105 0_0	Limousin	(05)
721 106 0_0	Pinzgauer	(06)
721 107 0_0	Shorthorn	(07)
721 108 0_0	Simmental	(08)
721 109 0_0	Crossbred	(09)
721 115 0_0	Other Breeds (specify)	(10)

SPECIAL CLASSES

NOTE: Animals must have been shown in the previous classes. Fill in Blank () with number in parenthesis following the breed (01-10)

- 721 1__ 210 Producing Cow with 4-H Production Records - born before Sept. 1, 2014. Cow to be shown with completed records.
- 721 1__ 220 Dam and Produce, cow and one offspring owned by the same 4-H member.
- 721 1__ 230 4-H member's Beef Herd, three female breeding animals owned by the same 4-H member (different ages, no two of same class in one herd).

MARKET CLASS (Polk County Fair)

All breeds competing. Read and comply with 4-H & FFA Market Rules. Animals not making weight will be placed in light or heavy feeder class by the Superintendent.

721 300 000 Market Steer

721 300 005 Bred & Owned Market Steer (County Only)

Entry must be the produce of dam owned by the exhibitor at the time the dam was BRED, and at the time of BIRTH of the entry. See complete rules in Livestock and Small Animals Section of this Fairbook.

721 300 000 State Fair Market Steer. Only those animals that have received a blue ribbon in the "light" market at County Fair are eligible to compete in the State Fair market class. Steers less than 21 months old weighing a minimum of 1000 lbs. Recommended weight range is 1100 - 1300 lbs. No maximum weight. 4-H Market Health form required. There is no steer sale, steers will be taken home. Steers must be dehorned (a maximum of 2 inch scurs are allowed).

721 000 010 Feeder Steer—Steers less than 21 months old weighing between 700-1,000 pounds.

SPECIAL 4-H AWARDS ~ BEEF CATTLE

Showmanship

Junior Champion

Siner Angus, Airlie

Intermediate Champion

Robert & Hanna Benfield, Pacific Palisades, CA

Senior Champion

Cloverdale Farms, Rickreall

Reserve Grand Champion

Old Mill Feed and Garden, Dallas

Grand Champion

In Memory of John E. Grund & C.B Grund Jr.;
by Curtis B. Grund, John M. Grund & Linda Grund-Clampit

Breed

Champion & Reserve Champion Limousin

Flying A Limousin, Dallas

Best Black Angus Heifer

Luckiamute Acres, Airlie

Highest Scoring 4-H or FFA Hereford Exhibitor

The Oregon Hereford Women

Champion & Reserve Champion of Each Breed (4-H or FFA)

Haight Livestock, Sheridan

Reserve Champion Beef Female

William Douglas Norfleet, U.C. Irvine, CA

Champion Beef Female

Norfleet Farms, Monmouth

Champion & Reserve Champion Beef Breed Exhibitor (4-H or FFA),

Polk Co. Livestock Association

Market

Champion & Reserve Champion Hereford Steer

(4-H or FFA) in all breed competition. Steer must be full bred Hereford and at least one parent must be registered Hereford. Oregon Hereford Women

Best of Show Bred & Owned Market Steer (4-H or FFA)

Haight Livestock, Sheridan

Reserve Champion Market Steer (4-H or FFA)

Animal Care Center Veterinary Clinic, Salem

Champion Market Steer (4-H or FFA)

Old Mill Feed and Garden, Dallas

SHEEP

Michael Bennett (503) 877-0612
Michele Bennett (503) 385-6344
Sheep Superintendents

READ RULES FOR LIVESTOCK HANDLING & EXHIBITING

Exhibitors are expected to know and follow all Animal Science Rules and Health Requirements.

A 4-H member may exhibit no more than six sheep at County Fair. Ewe lambs may show in either Breed or Market classes, not both. Market animals not making weight will automatically be placed in "feeder class" as determined by the sheep superintendent.

Registered sheep must have all registration papers available at show for inspection. Sheep must be registered in 4-Her's name only. Breed classes with 3 or less exhibits may be shown in the other pure breeds class. Breed classes with more than 3 exhibits may create their own class.

4-Hers' attire shall be neat, clean and modest when showing their sheep. T-shirts with printing other than 4-H Designs should be avoided.

SHEEP SHOWMANSHIP (Required)

- 771 500 001 Junior Sheep Showmanship
- 771 500 002 Intermediate Sheep Showmanship
- 771 500 003 Senior Sheep Showmanship


BREED CLASSES

Note: Fill in blank in class number () with one of the following numbers:

- 1 **Spring Ewe Lamb** - Jan. 1 to May 31, 2016
- 2 **Fall Ewe Lamb** - Sept. 1 to Dec. 31, 2015 (must have lamb's teeth)
- 3 **Yearling Ewe** - Sept. 1, 2014 to Aug. 31, 2015
- 4 **Producing Ewe** - born Sept 1, 2012 to August 31, 2014
(must have raised a lamb born after Sept. 1 of the previous calendar year)

771 119 000 Aged Ewe— County Only

Born before September 1, 2014
(must have raised a lamb born after Sept. 1 of the previous calendar year). Aged ewe may not be entered in any of the Special Classes.



Sheep Breed List:

771 101 0_0	Cheviot, Border	(01)
771 102 0_0	Cheviot, North Country	(02)
771 103 0_0	Columbia	(03)
771 104 0_0	Corriedale	(04)
771 105 0_0	Dorset	(05)
771 106 0_0	Hampshire	(06)
771 107 0_0	Lincoln	(07)
771 108 0_0	Montadale	(08)
771 109 0_0	Oxford	(09)
771 110 0_0	Romney, white	(10)
771 111 0_0	Romney, natural color	(11)
771 112 0_0	Shropshire	(12)
771 113 0_0	Southdown	(13)
771 114 0_0	Suffolk	(14)
771 115 0_0	Other / Specify Breed	(15)
771 116 0_0	Crossbred Meat Breeds (colored fleeces included)	(16)
771 117 0_0	Crossbred Wool Breeds with white fleeces	(17)
771 118 0_0	Natural Colored Wool Class Wool Breeds Only	(18)

SPECIAL CLASSES

Note: Animals must have been shown in above classes to qualify. Fill in the blanks with the breed number in parenthesis in the list above.

771 1__ 210 Producing Ewe with 4-H Production Records, must have produced a lamb after September 1 of the previous calendar year. Ewe to be shown with completed records.

771 1__ 220 Ewe and One Produce - ewe and one produce both shown in individual classes above, owned by the same 4-H member.

771 1__ 230 4-H Member's Flock - producing ewe, yearling ewe, and ewe lamb, owned by the same 4-H member.

MARKET CLASS (Polk County Fair)

All breeds competing. Read and comply with 4-H & FFA Market Rules. Animals not making weight will be placed in light or heavy feeder class by the Superintendent.

771 300 000 Market Lamb, must be born after Dec. 1

771 400 300 Pen of Two Market Lambs (County Only)
market class entry is required.

771 300 005 Bred & Owned Market Lamb (County Only)
Entry must be the produce of dam owned by the exhibitor at the time the dam was BRED, and at the time of BIRTH of the entry. See complete rules in Livestock and Small Animals Section of this Fairbook.

771 300 000 Market Lamb for State Fair - Only those animals that have received a blue ribbon in the "light" market class at County Fair are eligible to compete in the State Fair market class. Wethers and ewes competing. 100 lb minimum. 4-H Market Health form is required. Lambs must be shorn within 7 days of the show and must be shown with their front feet on the ground. No muzzles allowed. There will be no market sale, market Lambs will be taken home.

Sheep section continued on next page.

FIBER/WOOL

Each member is limited to one fleece in a class. Fleeces must be in place in County Fair sheep barn by 8 pm Wednesday of Fair.

Fleeces must have been shorn in 2016 and be from animals owned by the 4-H member. Each fleece must have a 4-H Wool Show Tag indicating the breed and class number. Place fleece in a clear plastic bag with exhibitor name and county clearly written with felt marker on lower half of bag or if there is a different industry standard, you may submit sample as you would in the specific industry. Do not tie fleece.

The 4-H Wool Show Tag should be inserted inside the bag/box and be clearly visible. Judging criteria are outlined on 4-H Fleece Exhibit Score Card (40-610) available at the County Extension Office or on the OSU State 4-H website at: <http://oregon.4h.oregonstate.edu/contest-materials-livestock>
Note: Fleece weight is required on wool tag.

All classes except "Romney, colored" and "Shetland, colored" are white fleeces. All colored fleeces (black, brown, etc.) must be entered in either Romney, colored, Shetland, colored, or Colored Fleece (any breed or cross, indicate breed on tag).

Wool Fleece Classes

771 401 000	Cheviot
771 402 000	Columbia
771 403 000	Corriedale
771 404 000	Dorset
771 405 000	Hampshire
771 406 000	Montadale
771 407 000	Romney, colored
771 408 000	Romney, white
771 409 000	Shetland, colored
771 410 000	Shetland, white
771 411 000	Shropshire
771 412 000	Southdown
771 413 000	Suffolk
771 414 000	Other Breeds (indicate breed on tag)
771 415 000	Crossbred (white face)
771 416 000	Crossbred (black face)
771 417 000	Colored Fleece (any breed or cross except full Romney or Shetland; indicate breed on tag)
771 420 000	Mohair

Llama/Alpaca Fiber/Wool

799 201 001	- Llama Fiber, Junior
799 201 002	- Llama Fiber, Intermediate
799 201 003	- Llama Fiber, Senior
799 202 001	- Alpaca Fiber, Junior
799 202 002	- Alpaca Fiber, Intermediate
799 202 003	- Alpaca Fiber, Senior
799 203 001	- Suri Alpaca, Junior
799 203 002	- Suri Alpaca, Intermediate
799 203 003	- Suri Alpaca, Senior



SPECIAL 4-H AWARDS ~ SHEEP

Showmanship

Junior Champion

C & L Dorsets, Dallas

Intermediate Champion

Cloverdale Farms, Rickreall

Senior Champion

Riddell Farms, Monmouth

Reserve Grand Champion

D & E Dorsets, Monmouth

Grand Champion

Chuck Hubbard, Dallas

Breed

Champion Shropshire Female, registered and registration papers at show (4-H or FFA)

Northwest Shropshire Breeders Association

Reserve Grand Champion Ewe

Walton Livestock & Auction Service, Rickreall

Grand Champion Ewe

Roger & Lois Loop, Salem

Champion & Reserve Champion Sheep Breed Exhibitor (4-H or FFA)

Polk County Livestock Association

Market Lambs

Reserve Champion Market Lamb (4-H or FFA)

Walton Livestock & Auction Service, Rickreall

Champion Market Lamb (4-H or FFA)

Atherton Farm, Dallas

Best of Show Bred & Owned Market Lamb (4-H or FFA)

Scott & Gail Bennett, Grand Ronde

Reserve Champion Pen of Two (4-H or FFA)


Wilco Farm Stores, Mt. Angel

Champion Pen of Two (4-H or FFA)

Wilco Farm Stores, Mt. Angel

SWINE

Lee Letsch (503) 507-6499
Corey Friedow (541) 220-1576
Swine Superintendents



READ RULES FOR LIVESTOCK HANDLING & EXHIBITING

Exhibitors are expected to know and follow all Animal Science Rules and Health Requirements.

A 4-H'er may exhibit no more than six Swine at County Fair.

Up to date vaccinations are required for all swine entering the Fairgrounds.

Exhibitors must meet market requirements outlined in the Market Auction Rules. Exhibitors are allowed to weigh-in and exhibit the one Market swine that they registered at the Spring Market registration.

Depending on recommendations from the State Veterinarian regarding existing highly contagious disease in the area, stronger Bio-Security measures may be required for this species, and/or this show may be modified or cancelled on very short notice.

SWINE SHOWMANSHIP (Required)

- 781 500 001 Junior Swine Showmanship
- 781 500 002 Intermediate Swine Showmanship
- 781 500 003 Senior Swine Showmanship

BREED CLASSES

Fill in the blank in class number () with one of the following numbers:

- 1 **May Gilt**, born May 1, to May 31, 2016
- 2 **April Gilt**, born April 1 to April 30, 2016
- 3 **March Gilt**, born March 1 to March 31, 2016
- 4. **February Gilt**, born February 1 to February 28, 2016
- 4 **January Gilt**, born January 1 to January 31, 2016
- 5. **Fall Gilt**, born August 1 to December 31, 2015, and has not farrowed.

781 101 0_0	Berkshire
781 102 0_0	Duroc
781 103 0_0	Hampshire
781 104 0_0	Spots
781 105 0_0	Yorkshire
781 106 0_0	Crossbred
781 107 0_0	Other Breeds (specify)

SPECIAL CLASSES

Note: Animals must have been shown in the previous classes.

- 781 200 010 **Best Two Females** (from classes 1, 2, 3, 4, 5 or 6)
- 781 200 020 **Production Record Class** (sow at home) and Gilt being shown from classes 1, 2, 3, 4, 5 or 6). All breeds competing

MARKET CLASS (Polk County Fair)

All breeds competing. Read and comply with 4-H & FFA Market Rules.

781 300 000 Market Swine

781 300 005 Bred & Owned Market Swine (County Only)

Entry must be the produce of dam owned by the exhibitor at the time the dam was BRED, and at the time of BIRTH of the entry. See complete rules in Livestock and Small Animals Section of this Fairbook.

781 300 000 Market Swine for State Fair Only those animals that have received a blue ribbon in the "light" market class at County Fair are eligible to compete in the State Fair market class. Barrows and gilts weighing 220 to 300 pounds are eligible to compete for champion and reserve champion. Hogs over and under the eligible weight range will be judged in under market and over market groups and will be eligible for blue, red and white ribbons only. Recommended weight range is between 240 and 260 pounds. 4-H Market Health form is required. Market hogs will be taken home. Arrangements will not be made for slaughter or sale.

SPECIAL 4-H AWARDS ~ SWINE

Showmanship

Champion & Reserve Champion Junior, Intermediate & Senior
Lucky L Ranch, Dallas

Reserve Grand Champion
The Achievers 4-H Club

Grand Champion
Jim & Karin Clawson, Dallas

Breed

Top Female Hog (4-H or FFA)

In Memory of Jack Conley, Flying C Swine Farm, Monmouth

Champion and Reserve Champion Swine Breed Exhibitor (4-H or FFA)
Polk County Livestock Association

Market

Best of Show Bred & Owned Market Swine (4-H or FFA)

Gold Creek Ranch, Willamina

Reserve Champion Market Swine (4-H or FFA)

Clayton & Debbie McBeth., Dallas

Champion Market Swine, 4-H or FFA

Old Mill Feed & Garden, Dallas

DAIRY CATTLE

Stacy Tarver (503) 949-2574
Dairy Cattle Superintendent

READ RULES FOR LIVESTOCK HANDLING & EXHIBITING

Exhibitors are expected to know and follow all Animal Science Rules and Health Requirements.

A 4-H'er may exhibit no more than six Dairy Cattle at County Fair. All dairy heifers must be vaccinated for brucellosis between the ages of 4 and 10 months. A vet certificate, plus eartag or tattoo, are required at the veterinary inspection at Fair. No free-martin dairy cattle allowed. 4-H'ers attire shall be neat, clean and modest when showing their projects. T-shirts with printing other than 4-H designs should be avoided. Hard soled shoes or boots must be worn.

If an animal that is eligible to show in the Senior Yearling class has freshened, she will show as a Junior Two-Year Old.

DAIRY CATTLE SHOWMANSHIP (Required)

741 500 001 Junior Dairy Cattle Showmanship

741 500 002 Intermediate Dairy Cattle Showmanship

741 500 003 Senior Dairy Cattle Showmanship

BREED CLASSES

Note: Fill in blank in class number () with one of the following numbers.

- 1 **Junior Heifer Calf** - born March 1 to May 30, 2016
- 2 **Intermediate Heifer Calf** - born Dec 1, 2015 to Feb 29, 2016
- 3 **Senior Heifer Calf** - born Sept 1 to Nov 30, 2015
- 4 **Junior Yearling Heifer** - born March 1 to Aug 31, 2015
- 5 **Senior Yearling Heifer** - born Sept 1, 2014 to Feb 28, 2015
- 6 **Junior Two Year Old Cow & Senior Yearling in Milk**
born March 1 to Aug 31, 2014
- 7 **Senior Two Year Old Cow** - born Sept 1, 2013 to Feb 28, 2014
- 8 **Three & Four Year Old Cow** - born Sept 1, 2011 to Aug 31, 2013
- 9 **Five Year Old Cow & Over** - born before Sept 1, 2011

Dairy Cattle Breed List:

741 101 0_0	Ayrshire	(1)
741 102 0_0	Brown Swiss	(2)
741 103 0_0	Guernsey	(3)
741 104 0_0	Holstein	(4)
741 105 0_0	Jersey	(5)
741 106 0_0	Milking Shorthorn	(6)
741 107 0_0	Crossbred	(7)
741 108 0_0	Other Pure Breeds (specify)	(8)

SPECIAL CLASSES


Note: Animals must have been shown in the above classes.

Fill in blank () with the number in parenthesis following the breed name (1-8).

741 10_ 210 Producing Cow with 4-H Production Records, born before Sept 1, 2014. Cow to be shown with completed records.

741 10_ 220 Dam and Daughter, cow and one daughter, owned by the same 4-H member.

741 10_ 230 4-H Members Dairy Herd, Three dairy animals, owned by the same 4-H member. (different ages, no two of same class in one herd).



SPECIAL 4-H AWARDS ~ DAIRY CATTLE

Showmanship

Junior Champion

Don & Rhonda Miller, Monmouth

Intermediate Champion

Zora Ann McClintock, Monmouth

Senior Champion

Polk Veterinary Clinic, Dallas

Reserve Grand Champion,

Daniel & Stacy Tarver, Albany

Grand Champion

Red Prairie Ranch, Sheridan

Breed

Champion & Reserve Champion of Each Breed

Kountry Kousins 4-H Club

Champion Dairy Female,

Nathan & Emily Woods, Dallas

Outstanding Exhibitor

The Friedow Family, Independence

Reserve Champion Breed Exhibitor, (4-H or FFA)

Polk County Livestock Association

Champion Breed Exhibitor (4-H or FFA)

Polk County Livestock Association


Live Animal Award

Holstein Dairy Calf

Platt's Oak Hill Dairy, Independence

DAIRY GOATS

Samantha Bagby (503) 550-4622
Bethany Blancher (503) 580-0435
Goat Superintendents



READ RULES FOR LIVESTOCK HANDLING & EXHIBITING

Exhibitors are expected to know and follow all Animal Science Rules and Health Requirements.

A 4-H'er may exhibit no more than six Dairy Goats at County Fair. All dairy goats must be dehorned. Pygmy and Angora goats will not be allowed. Only bucks kidded after August 1 and nursing on a doe will be allowed at County Fair. Otherwise, no bucks are allowed.

4-H'ers attire shall be neat, clean and modest when showing their dairy goats. All white attire, or white shirts and dark pants are acceptable.

DAIRY GOAT SHOWMANSHIP (Required)

791 500 001 Junior Dairy Goat Showmanship
791 500 002 Intermediate Dairy Goat Showmanship
791 500 003 Senior Dairy Goat Showmanship

BREED CLASSES

Note: Fill in blank in class number () with one of the following numbers.

- 1 Junior Doe Kid, April 1 to June 30, 2016
- 2 Intermediate Doe Kid, March 1 to March 31, 2016
- 3 Senior Doe Kid, January 1 to February 29, 2016
- 4 Dry Yearling Doe, born in 2015
- 5 Milking Yearling Doe, born in 2015
- 6 Mature Two-year Old Doe, born in 2014
- 7 Mature Doe, 3 yrs and under 5 yrs, born in 2012 or 2013
- 8 Mature Doe, 5 years & under 7 years, born in 2010 or 2011
- 9 Aged Doe, 7 years and older, born in 2009 or earlier

Dairy Goat Breed List:

791 101 0_0	Alpine	(01)
791 102 0_0	La Mancha	(02)
791 103 0_0	Nigerian Dwarf	(03)
791 104 0_0	Nubian	(04)
791 105 0_0	Oberhalsi	(05)
791 106 0_0	Saanen	(06)
791 107 0_0	Sable	(07)
791 108 0_0	Toggenburg	(08)
791 109 0_0	Other pure breeds	(09) (specify)
791 111 0_0	Crossbreds	(10)

SPECIAL CLASSES

Note: Animals must have shown in the above classes.

Fill in blank () with the number in parenthesis following the above breed names (1-10).

791 1__ 210 Mature Doe with 4-H Production Records born before Jan. 1, 2014. Doe to be shown with completed records from last lactation.

791 1__ 220 Dam & Daughter - Doe and one offspring owned by the same 4-H member.

791 1__ 230 4-H member's Dairy Goat Herd - Three female dairy goats owned by the same 4-H member. (different ages, no two of same class in one herd).

Special Classes, continued

791 700 040 Costume Class (County Only - No Premium)
791 700 050 Obstacle Course (County Only—No Premium)

Goat must have shown in another County Fair Class.

The Goat Costume Class and Goat Obstacle Course Class are for Polk County 4-H Goat exhibitors who have completed grades 4 thru 12. Cloverbuds (youth who have completed grades K—3 are Pre-4-H'ers) are not eligible to participate.

~SPECIAL 4-H AWARDS~ DAIRY GOATS

Showmanship

Junior Champion

Dallas Animal Clinic, Dallas

Intermediate Champion

Nathan & Emily Woods, Dallas

Senior Champion

Cloverdale Farms, Rickreall

Reserve Grand Champion

In memory of Don Wiens, The McCormick Family, Dallas

Grand Champion

Old Mill Feed & Garden, Dallas

Reserve Champion Overall Goat Showman (all species)

Bryce & Samantha Bagby, Sheridan

Champion Overall Goat Showman (all species)

Daniel & Stacy Tarver, Albany

Breed

Champion Junior Doe

Korinna Arklie & Daughters, Willamina

Champion Senior Doe

Korinna Arklie & Daughters, Willamina

Champion Doe in Show

Blythmoor Nigerian, Independence

Champion Dam & Daughter

The Wetzel Family, Sheridan

Champion Herd

Nathan & Emily Woods, Dallas

Champion & Reserve Champion Dairy Goat Breed Exhibitor (4-H or FFA)

Polk Co. Livestock Association

MEAT GOATS

Samantha Bagby (503) 550-4622
Bethany Blancher (503) 580-0435
Goat Superintendents

READ RULES FOR LIVESTOCK HANDLING & EXHIBITING

Exhibitors are expected to know and follow all Animal Science Rules and Health Requirements.

A 4-H'er may exhibit no more than six meat goats at County Fair. Pure-bred and grade animals are shown together.

All Market goats must be dehorned. We strongly recommend all goats be dehorned. However, does whose horns are part of their breed specifications may be shown with horns. However, ANY sign of behavior or safety issues could result in required capping or even disqualification at judge, superintendent, or 4-H staff in charge discretion.

4-H'ers shall be neat, clean and modest when showing their goats. T-shirts with printing other than 4-H designs should be avoided. White shirts and dark pants are recommended. No sandals.

MEAT GOAT SHOWMANSHIP (Required)

795 500 001 Junior Meat Goat Showmanship
795 500 002 Intermediate Meat Goat Showmanship
795 500 003 Senior Meat Goat Showmanship

BREED CLASSES

Note: Fill in the blank class number () with one of the following numbers:

- 1 Doe Kid, born April 1 to June 30, 2016
- 2 Doe Kid, born January 1 to March 31, 2016
- 3 Doe Kid, born October 1 to December 31, 2015
- 4 Yearling Doe, born May 1 to September 30, 2015
- 5 Yearling Doe, born January 1 to April 30, 2015
- 6 Mature Doe, born in 2014
- 7 Mature Doe, 3-4 year old, born 2012-2013
- 8 Mature Doe, 5-6 years, born 2010-2011
- 9 Mature Doe, 7 and older, born before 2009

795 100 0_0 Meat Goat (does)

SPECIAL CLASSES

(Animals must have been shown in the above classes)

795 100 210 Mature Doe with 4-H Production Records,

Doe to be shown with completed records from last kidding.

795 100 220 Dam and Daughter, doe and one offspring owned by the same 4-H member.

795 100 230 Member's Meat Goat Herd, three female meat goats owned by the same 4-H member. (different ages, no two of same class in one herd).

791 700 040 Costume Class (County Only - No Premium)

791 700 050 Obstacle Course (County Only—No Premium)

Special Classes, continued

The Goat Costume Class and Goat Obstacle Course Class are for Polk County 4-H Goat exhibitors who have completed grades 4 thru 12. Cloverbuds (youth who have completed grades K—3 are Pre-4-H'ers) are not eligible to participate.

MARKET CLASS (Polk County Fair)

Read and comply with 4-H & FFA Market Rules. Animals not making weight will be placed in light or heavy feeder class by the Superintendent.

All market class goats should be slick shorn prior to arrival at the fairgrounds.

795 300 000 Market Goat

Cannot show yearling teeth.

795 300 005 Bred & Owned Market Goat (County Only)

Entry must be the produce of dam owned by the exhibitor at the time the dam was BRED, and at the time of BIRTH of the entry.

See complete rules in Livestock and Small Animals Section of this Fairbook.

795 300 000 State Fair Market Goat

Only those animals that have received a blue ribbon in the "light" market class at County Fair are eligible to compete in the State Fair market class. Wethers and does competing, 60 pound minimum. Must have kid's teeth. 4-H market health form required. There is no market sale, market Goats will be taken home.

SPECIAL AWARDS ~ MEAT GOATS

Showmanship

Champion Junior, Intermediate & Senior

The Beasley Family, Dallas

Reserve Champion

Wilco Farm Stores, Mt. Angel

Champion

Oregon Meat Goat Producers

Reserve Champion Overall Goat Showman (all species)

Bryce & Samantha Bagby, Sheridan

Champion Overall Goat Showman (all species)

Daniel & Stacy Tarver, Albany

Breed

Champion & Reserve Champion Doe In Show

Glen Pfefferkorn, Green Valley, AZ

Champion & Reserve Champion Meat Goat Breed Exhibitor (4-H or FFA)

Polk County Livestock Association

Market

Best of Show Bred & Owned Market Goat (4-H or FFA)

Old Mill Feed & Garden, Dallas

Reserve Champion (4-H or FFA)

Wilco Farm Stores, Mt. Angel

Champion (4-H or FFA)

Edythe Oberg, Dallas

PYGMY GOATS

Samantha Bagby (503) 550-4622
Bethany Blancher (503) 580-0435
Goat Superintendents

READ RULES FOR LIVESTOCK HANDLING & EXHIBITING

Exhibitors are expected to know and follow all Animal Science Rules and Health Requirements.

A 4-H'er may exhibit no more than six Pygmy Goats. All goats must be dehorned. Purebred and grade animals are shown together. Wethers will be shown in separate conformation classes. Does and wethers will compete together in showmanship. For State Fair—Exhibitors must provide liners for pens to reduce opening size if bringing small kids; pens are traditionally 6' x 6'.

4-H'ers shall be neat, clean and modest when showing their goats. T-shirts with printing other than 4-H designs should be avoided. No sandals. Whites are recommended for showmanship, but are not required.

PYGMY GOAT SHOWMANSHIP (Required)

793 500 001 Junior Pygmy Goat Showmanship
793 500 002 Intermediate Pygmy Goat Showmanship
793 500 003 Senior Pygmy Goat Showmanship

BREED CLASSES

Note: Fill in blank in class number () with one of the following numbers:

- 1 Junior Doe Kid** - March 2 to June 1, **2016**
- 2 Junior Doe Kid** - December 2, **2015** to March 1, **2016**
- 3 Junior Doe Kid**-September 2 to December 1, **2015**
- 4 Junior Doe, (not in milk)** - September 2, **2013** to Sept. 1, **2015**
- 5 Senior Doe (in milk)** - September 2, **2014** to Sept. 1, **2015**
(does that have freshened at least once, not necessarily in milk at show time.)
- 6 Senior Two-Year Old Doe** - Sept 2, **2013** to Sept 1, **2014**
- 7 Senior Three-Year Old Doe** - Sept 2, **2012** to Sept 1, **2013**
- 8 Four and Five-Year Old Doe** - Sept 2, **2010** to Sept 1, **2012**
- 9 Over Five -Year Old Doe** - prior to Sept 2, **2010**

793 100 0_0 Pygmy Goat Doe
793 100 110 Pygmy Doe in Milk - all ages above yearling competing

SPECIAL CLASSES

Animals must have been shown in the above classes.

793 100 210 Dam and Produce - doe and one daughter, owned by same 4-H member
793 100 220 4-H Member's Pygmy Goat Herd - Three female pygmy goats owned by the same 4-H member. (different ages, no two of same class in one herd).

WETHER CLASSES

Note: Fill in blank in class number () with one of the following numbers:

- 1) Jr. Wether, up to 6 months**, Born by June 1, **2016**
- 2) Jr. Wether, 6 months to 1 year**
- 3) Senior Yearling Wether**
- 4) Senior 2 & 3 Year Old Wether**
- 5) Senior 4 Year old and Over Wether**

793 700 2_0 Pygmy Goat Wethers

COUNTY ONLY CLASS

793 700 100 Pre Junior Doe Kid - born after June 1, **2015**

SPECIAL COUNTY ONLY CLASSES

Goat must have shown in another County Fair Class.

791 700 040 Costume Class (No Premium)

791 700 050 Obstacle Course (No Premium)

The Goat Costume Class and Goat Obstacle Course Class are for Polk County 4-H Goat Junior thru Senior exhibitors. Cloverbuds (youth who have completed grades K—3 are Pre- 4-H'ers) are not eligible to participate.

~SPECIAL 4-H AWARDS ~ PYGMY GOATS

Showmanship

Junior Champion

In memory of Don Wiens, The McCormick Family, Dallas

Intermediate Champion

Rachel Villwock, Dallas

Senior Champion

Willamette Pygmy Goat Club

Reserve Grand Champion

Daniel & Stacy Tarver, Albany

Grand Champion

Old Mill Feed & Garden, Dallas

Reserve Champion Overall Goat Showman (all species)

Bryce & Samantha Bagby, Sheridan

Champion Overall Goat Showman (all species)

Daniel & Stacy Tarver, Albany

Breed

Champion Junior Doe

Rachel Villwock, Dallas

Champion Senior Doe

Daniel & Stacy Tarver, Albany

Champion Doe in Show

Onstot Farm, Grand Ronde

Champion Wether

Landaggard Farms, west Salem

Champion Dam & Daughter

Rachel Villwock, Dallas

Champion Herd

Old Mill Feed & Garden, Dallas

FIBER GOATS

Samantha Bagby (503) 550-4622
Bethany Blancher (503) 580-0435
Goat Superintendents

READ RULES FOR LIVESTOCK HANDLING & EXHIBITING

Exhibitors are expected to know and follow all Animal Science Rules and Health Requirements.

A 4-H'er may exhibit no more than six fiber goats total at Polk County Fair.

4-H'ers shall be neat, clean and modest when showing their goats. T-shirts with printing other than 4-H designs should be avoided. No sandals. Whites are recommended for showmanship, but are not required.

Purebred and grade animals are shown together. Standard livestock pens will be provided. For State Fair, Exhibitors must provide liners for pens to reduce opening size if bringing small kids; pens are traditionally 6' x 6'. Wethers will be shown in separate conformation classes. Does and wethers will compete together in showmanship.

FIBER GOAT SHOWMANSHIP (Required)

- 792 500 001 Junior Fiber Goat Showmanship
- 792 500 002 Intermediate Fiber Goat Showmanship
- 792 500 003 Senior Fiber Goat Showmanship

Note: Fill in Blank in class number () with one of the following numbers.

BREED CLASSES

Note: Fill in blank in class number () with one of the following numbers.

1. **Junior Wethers**, under 12 months of age
2. **Yearling Wethers**, 12-24 months of age
3. **Aged Wethers**, Over 2 years of age
4. **Junior Doe Kid**, born after February 28, 2016
5. **Junior Doe Kid**, born Jan 1 – Feb 28, 2016
6. **Yearling Doe**, 12-24 months
7. **Aged Doe** – Over 2 years of age

- 792 101 0_0 Angora (1)
- 792 102 0_0 Cashmere (2)
- 792 103 0_0 Pygora (3)
- 792 104 0_0 Other breeds (4)

SPECIAL CLASSES

(Animals must have been shown in the above classes.)

- 792 100 210 **Dam and Produce**, doe and one daughter, owned by same 4-H member.
- 792 100 220 **4-H Member's Fiber Goat Herd**, Three animals owned by the same exhibitor. Animals must have been shown in one of the above classes. May be three does or two does and a wether. (different ages, no two of same class in one herd).
- 792 10_ 230 **Pair of Doe Kids**, bred and owned by the exhibitor; under 1 year of age

SPECIAL CLASSES, continued

- 791 700 040 **Costume Class (County Only - No Premium)**
- 791 700 050 **Obstacle Course (County Only—No Premium)**

The Goat Costume Class and Goat Obstacle Course Class are for Polk County 4-H Goat exhibitors who have completed grades 4 thru 12. Cloverbuds (youth who have completed grades K—3 are Pre-4-H'ers) are not eligible to participate.

FIBER

- 792 201 000 Pygora Doe
- 792 202 000 Pygora Wether
- 792 203 000 Angora Doe
- 792 204 000 Angora Wether
- 792 205 000 Colored Angora Doe
- 792 206 000 Colored Angora Wether
- 792 207 000 Cashmere Doe
- 792 208 000 Cashmere Wether
- 792 209 000 Crossbreed Fiber Goat



SPECIAL 4-H AWARDS ~ FIBER GOATS

Showmanship

Champion Showman

Glen Pfefferkorn, Green Valley, AZ

Reserve Champion Overall Goat Showman (all species)

Bryce & Samantha Bagby, Sheridan

Champion Overall Goat Showman (all species)

Daniel & Stacy Tarver, Albany

Breed

Best Doe in Show

Dallas Trophy

LLAMAS & ALPACAS

No Show will be held in 2016

READ RULES FOR LIVESTOCK HANDLING & EXHIBITING

Exhibitors are expected to know and follow all Animal Science Rules and Health Requirements

There will be a limit of six animals per exhibitor. An individual llama/alpaca can only be entered in each performance class once. A handler may show up to two animals in each Performance class. All animals must be well trained, properly groomed, and manageable. The superintendent and/or judge may excuse a handler/animal team from any class if the animal exhibits unmanageable behavior. Health certificates are not required, however, animals should be up-to-date on vaccinations and de-worming as per veterinarian's recommendation. Male llamas/alpacas over the age of 18 months must be gelded.

LLAMA & ALPACA SHOWMANSHIP (Required)

Showmanship Classes are judged on the handler's ability to show their animal to its best advantage. 75% of the score is awarded to the handler and 25% on the grooming and fitting of the animal. The preferred dress for Showmanship classes is black pants or skirts and white long sleeved shirts or blouses with appropriate boots or shoes.


- 799 500 001** Junior Llama/Alpaca Showmanship
- 799 500 002** Intermediate Llama/Alpaca Showmanship
- 799 500 003** Senior Llama/Alpaca Showmanship

FOUNDATION TRAINING CLASS (Required)

This class is performed on an individual basis primarily in the confines of a catch pen. The purpose of this class is to demonstrate the handlers training of their animal and their ability to perform certain tasks with the animals. Junior handlers will demonstrate tasks 1-8, Intermediate handlers will demonstrate tasks 1-12, and Senior handlers will demonstrate tasks 1-16.

Tasks: (1) Lead; (2) Change of Pace; (3) Remove Halter; (4) Catch & Halter; (5) Tie with quick release knot; (6) Desensitize; (7) Show Teeth; (8) Examine Eye; (9) Pick up Feet; (10) Back; (11) Side Pass; (12) Load & Unload; (13) Haunch Turn; (14) Forearm Turn; (15) Saddle; (16) Unsaddle

- 799 100 301** Junior Foundation Training
- 799 100 302** Intermediate Foundation Training
- 799 100 303** Senior Foundation Training



OBSTACLE CLASS

Please note this is the only performance class. Obstacle courses are designed for competition with the animal/handler team experience in mind. All animals are judged on their obedience and willingness to go where their handler takes them. Diagram of each obstacle course will be posted at least one hour prior to the event. No practicing on the course prior to the event is allowed.

- 799 100 304** Junior Obstacle
- 799 100 305** Intermediate Obstacle
- 799 100 306** Senior Obstacle

COSTUME CLASS

The costume class is designed to demonstrate the ability of the handler to have their animal wear non-traditional items. Items placed on the head, ears, legs, tail, dangling around the legs, or that make noise are encouraged. The handler will tie the animal up and dress the animal in front of the judge. The animal must remain calm while being "dressed".

- 799 100 307** Junior Costume Class
- 799 100 308** Intermediate Costume Class
- 799 100 309** Senior Costume Class

FIBER/WOOL

See Fiber/Wool in Sheep Section for classes available for Llamas and Alpacas.

SPECIAL AWARDS ~ LLAMAS

Showmanship

Junior, Intermediate & Senior Champions

Willamette Valley Llama Association

Reserve Grand Champion

Break Away Farm, Rickreall

Grand Champion

Glen Pfefferkorn, Green Valley, AZ

Foundation Training

Champion Junior

Luckiamute Llamas, Monmouth

Champion Intermediate

Wilmar Llamas, Dallas

Champion Senior

Glen Pfefferkorn, Green Valley, AZ

Obstacle

Junior, Intermediate & Senior Champions

Sunora Farm, Dallas

Costume

Champion Junior

Sunora Farm, Dallas

Champion Intermediate

Sunora Farm, Dallas

Champion Senior

Sunora Farm, Dallas

POULTRY

Sue Reams~ (503) 383-5090
Poultry Superintendent

READ RULES FOR LIVESTOCK HANDLING & EXHIBITING

There will be a limit of six poultry exhibits per exhibitor. 4-H'ers may enter more than one bird in the same age class if they are different breeds or varieties. It is recommended that all birds be banded.

4-H Poultry Members must be present to show their birds. The **Oregon 4-H Showmanship procedure will be used (4-H Poultry Showmanship 4-H 1503)**. Members will carry their single bird exhibits to the judge's table and show them while they are being judged. Recognized breeds will be judged separately if numbers warrant.

4-Her's attire shall be neat, clean and modest when showing their bird(s). Long sleeve shirts or blouses are required (complementary colors help show off the bird).

All poultry, including exotic and game birds (but excluding waterfowl, pigeons and doves) will have a US Pullorum-Typhoid test. All birds will be tested after judging has taken place to eliminate any inconvenience to the owner, or stress to the birds, before they are judged. Any bird entering the Oregon State Fair must have had this test. This is a free service.

Depending on recommendations from the State Veterinarian regarding existing highly contagious disease in the area, stronger Bio-Security measures may be required for this species, and/or this show may be modified or cancelled on very short notice.

POULTRY (chicken) SHOWMANSHIP (Required)

731 500 001 Junior Poultry Showmanship
731 500 002 Intermediate Poultry Showmanship
731 500 003 Senior Poultry Showmanship



CHICKENS

Note: Fill in the blank in the class number () with one of the following numbers:

- (1) **Pullet**, hatched this year
- (2) **Cockerel**, hatched this year
- (3) **Hen**, prior to this year's hatch
- (4) **Cock**, prior to this year's hatch

731 101 0_0 * APA Standard Bred Large Fowl

731 101 1_0 ** Non-Standard Bred Large Fowl

731 101 2_0 *** Cross-Bred Large Fowl

* Breeds entered in the American Poultry Association (APA) class are based on those birds found exclusively in the APA book titled, Standards of Perfection.

** Non-APA standard bred large fowl class would include birds found in standards other than APA, like the British or Japanese Standards.

*** Crossbred large fowl class would include known backyard Crosses, sex links and birds associated with the OSU Animal Sciences Dept./Oregon Fryer Commission Pen of Fryers Contest.

731 102 0_0 APA and ABA Standard Bred - Bantam

731 102 1_0 Non-Standard Bred - Bantam

731 102 2_0 Cross-Bred Bantam

PEN OF LAYING HENS

Three hens in production. Hens should not have been shown in individual classes and count as one entry. To be scored on the following criteria:

* visible signs of production (40 points)

* uniformity (30 points)

*condition (vigor-10 points, cleanliness-10 points, feathering-10 points)

731 200 010 Pen of Laying Hens

MARKET CHICKENS

Read and comply with 4-H & FFA Market Rules. To be judged on conformation, condition, and uniformity. Birds will be weighed individually at the Fair. Pens not making weight will be placed in light or heavy class by the Superintendent. A Pen-of-three constitutes one market entry.

MARKET CLASS

731 300 010 Pen of three

731 101 300 Pen of three, purebred (County only—does not sell in auction)

State Fair Market Chickens

Only those animals that have received a blue ribbon in the "light" market class are at County Fair are eligible to compete in State Fair market classes. Birds will be weighed individually at the Fair. All breeds will compete together. State Fair Market chickens will be taken home.

731 300 010 Broiler/Fryer, pen of three (under 8 weeks) 4-6 pounds live weight

731 300 020 Roaster, pen of three (8-16 weeks) over 6 pounds live weight.

Poultry section continued on next page.

OTHER FOWL

OTHER FOWL SHOWMANSHIP (Required) (County Only)

731 500 004 Junior Other Fowl Showmanship

731 500 005 Intermediate Other Fowl Showmanship

731 500 006 Senior Other Fowl Showmanship

731 500 007 Junior Turkey Showmanship

731 500 008 Intermediate Turkey Showmanship

731 500 009 Senior Turkey Showmanship

Note: Fill in the blank in the class number () with one of the following numbers:

(1) **Young Female**, hatched this year

(2) **Young Male**, hatched this year

(3) **Old Female**, prior to this year's hatch

(4) **Old Male**, prior to this year's hatch

731 103 0_0 APA Standard Bred Duck

731 103 1_0 Commercial Non-Standard Bred and/or
Crossbred Duck

731 104 0_0 APA Standard Bred Goose

731 104 1_0 Commercial Non-Standard Bred and/or
Crossbred Goose

731 105 0_0 APA Standard Bred Turkey

731 105 1_0 Commercial Non-Standard Bred and/or
Crossbred Turkey

731 106 0_0 Other (Specify Breed - no emus or ostriches)

While water fowl are included here, the Avian Influenza situation will be monitored carefully statewide and water fowl and their eggs may not be allowed to exhibit.

MARKET TURKEYS County Only

Read and comply with 4-H & FFA Market Rules. To be judged on conformation & condition. Birds will be weighed individually at the Fair. Birds not making weight will be placed in light or heavy class by the Superintendent. **Must show in Turkey Showmanship. Exhibitors will not be required to turn their birds upside down.**

MARKET CLASS

731 300 040 Single Market Turkey

731 300 060 Bred & Owned Market Turkey

Entry must be the produce of dam owned by the exhibitor at the time the hen was BRED, and at the time of BIRTH of the entry.

See complete rules in Livestock and Small Animals Section of this Fairbook.

PIGEONS

PIGEON SHOWMANSHIP (Required)

732 500 001 Junior Pigeon Showmanship

732 500 002 Intermediate Pigeon Showmanship

732 500 003 Senior Pigeon Showmanship

Note: Fill in the blank in the class number with one of the following numbers.

(1) **Young Hen** hatched this year

(2) **Young Cock**, hatched this year

(3) **Old Hen**, prior to this year's hatch

(4) **Old Cock**, prior to this year's hatch

732 101 0_0 Homer 732 104 0_0 Utility

732 102 0_0 Performing 732 105 0_0 Doves

732 103 0_0 Fancy

EGGS

Eggs should be brought to the 4-H Building, between 8 a.m. & 10 a.m. on Thursday of Fair week. They will be judged on interior and exterior quality and uniformity. Judging will begin following the Poultry show.

Eggs must be picked up by **noon** Sunday **afternoon** of County Fair, or they will be forfeited.

Note: Fill in blank in class number () with one of the following numbers:

1 **Chicken**

2 **Duck**

3 **Turkey**

4 **Other Species**

731 40_010 White Eggs, one dozen

731 40_020 Brown Eggs, one dozen

731 40_030 Other Eggs, one dozen



SPECIAL 4-H AWARDS ~ POULTRY

Showmanship

Junior, Intermediate, & Senior Champions

Ben Graham Family, Las Vegas

Reserve Grand Champion Poultry Showman,

Ben Graham Family, Las Vegas

Grand Champion Poultry Showman

McK Ranch, Dallas

Breed

Best Bantam in Show

Lee's Bird Farm, Dallas

Best Large Fowl

Old Mill Feed & Garden, Dallas

Best Bird in Show

Ben Graham Family, Las Vegas

Champion & Reserve Champion Poultry Breed Exhibitor (4-H or FFA)

Polk County Livestock Association

Market

Champion Pen of Three Market Chickens (4-H or FFA)

Small Animal Express 4-H Club

Best of Show Bred & Owned Market Turkey (4-H or FFA)

Polk County Livestock Association

Reserve Champion Market Turkey (4-H or FFA)

Jim & Karin Clawson, Dallas

Champion Market Turkey (4-H or FFA)

Old Mill Feed & Garden, Dallas

RABBITS

Guin Szczepanski ~ (503) 385-5447
Rabbit Superintendent

READ RULES FOR LIVESTOCK HANDLING & EXHIBITING

There will be a limit of six rabbit exhibits per exhibitor. 4-H members must be present to show their rabbits. The same animal may not be shown in more than one class (except showmanship). 4-H'ers may enter more than one rabbit in the same age class if they are of different breeds or varieties (specify on Fair Entry Form). Members will carry their rabbits to the judging table and show them while they are being judged. Members will provide their own feed and water containers and are responsible for the care and feeding of their own animals during the Fair. Frozen water bottles are recommended for use in pens while at the Fair. Permanent identification is recommended. Members will provide their own carpet square or mat at the show table.

Attire shall be neat, clean and modest. Long sleeves shirts or blouses are required when handling and showing rabbits (contrasting colors help show off the rabbit).


Any rabbit that has a permanent defect will be placed in the white ribbon group. Any rabbit that has a correctable problem shall, at the judges' discretion, be placed in the red or white ribbon group. Any rabbit that does not fit in a breed standard should be placed in the crossbred class. The crossbred class will be judged on condition.

NOTE: Rabbits need to be entered in the appropriate age class at County Fair. The age class at State Fair may be different than the age class shown at the Polk County Fair.

RABBIT SHOWMANSHIP (Required)

761 500 001 Junior Rabbit Showmanship
761 500 002 Intermediate Rabbit Showmanship
761 500 003 Senior Rabbit Showmanship

Note: Fill in the blank in class number () with the appropriate breed number.



Rabbit section continued on next page.

HEAVYWEIGHT RABBITS

01	American	11	Crème D' Argent
02	American Sable	12	Flemish Giant
03	Angora (Giant)	13	Hotot
04	Beveren	14	Lop (English)
05	Californian	15	Lop (French)
06	Champagne D'Argent	16	New Zealand
07	Checkered Giant	17	Palomino
08	Chinchilla (American)	18	Satin
09	Chinchilla (Giant)	19	Silver Fox
10	Cinnamon	20	Heavy Weight Crossbred

HEAVYWEIGHT CLASSES

761 1__ 010 Pre-junior Doe - born after June 1, 2016 (county only)
761 1__ 020 Junior Doe - born March 1 to May 31, 2016
761 1__ 030 Intermediate Doe - born Jan. 1 to Feb.29, 2016
761 1__ 040 Senior Doe - born before Jan. 1, 2016
761 1__ 050 Pre-junior Buck - born after June 1, 2016 (county only)
761 1__ 060 Junior Buck - born March 1 to May 31, 2016
761 1__ 070 Intermediate Buck - born Jan. 1 to Feb.29, 2016
761 1__ 080 Senior Buck - born before Jan. 1, 2016

LIGHTWEIGHT RABBITS

21	American Fuzzy Lop	36	Lilac
22	Angora (English)	37	Lop (Holland)
23	Angora (French)	38	Lop (Mini)
24	Angora (Satin)	39	Mini Rex
25	Belgian Hare	40	Mini Satin
26	Britania Petite	41	Netherland Dwarf
27	Chinchilla Standard	42	Polish
28	Dutch	43	Rex
29	Dwarf Hotot	44	Rhineland
30	English Spot	45	Silver
31	Florida White	46	Silver Martin
32	Harlequin	47	Tan
33	Havana	48	Thrianta
34	Himalayan	49	Other Lightweight Breeds & Lightweight Crosses
35	Jersey Wooley		

LIGHTWEIGHT CLASSES

761 1__ 100 Jr Doe - less than 6 months, born after March 1, 2016
761 1__ 110 Sr Doe - more than 6 months old, born before March 1, 2016
761 1__ 120 Jr Buck - less than 6 months, born after March 1, 2016
761 1__ 130 Sr Buck - more than 6 months old, born before March 1, 2016

MARKET RABBITS—Polk County Fair

Read and comply with 4-H & FFA Market Rules. To be judged on conformation, condition, and uniformity - all breeds competing. Pens not making weight will be placed in light or heavy class by the Superintendent. A Pen-of-Three constitutes one market entry.

761 300 010 Single Fryer

761 300 020 Pen of 3 Fryers

761 300 030 Bred & Owned Market Pen (County Only)

Entry must be the produce of dam owned by the exhibitor at the time the doe was BRED, and at the time of BIRTH of the entry.

See complete rules in Livestock and Small Animals Section of this Fairbook.

State Fair Market Rabbits

Only those animals that have received a blue ribbon in the "light" market class at County Fair are eligible to compete in State Fair market classes. To be judged on conformation and condition, all breeds competing. State Fair Market Rabbits will be taken home.

761 300 010 Fryer, 3 1/2 to 5 pounds each, under 69 days.

761 300 020 Pen of Three Fryers, 3 1/2 to 5 pounds each, under 69 days (judged on conformation, condition and uniformity)

761 300 030 Roaster

761 300 040 Pen of Three Roasters, 5 to 7 1/2 pounds each, 69-90 days (judged on conformation, condition and uniformity)

PRODUCTION

761 200 000 Doe with Production Records—must have kindled in the current 4-H year.

RABBIT PELTS & TANNED PRODUCTS (County Only)

Rabbit pelts may be brought to the County Fair on the day of the rabbit show. Please pick up an exhibit tag from the 4-H Building before being judged. Following judging, pelts and products should be brought to the 4-H Exhibit Building.

Pelts must have been skinned, stretched, and prepared by the exhibitor in current project year. Each member is limited to a maximum of two pelts. They may be in the same class. They will be divided into sub-classes by weight for judging - fryer pelts- 2 1/2 to 4 ounces; baker pelts - 4 to 8 ounces; & mature pelts - over 8 ounces.

Freedom from holes, flesh or fat, mildew, hutch stains and general condition of the pelt will be considered as well as the density, texture, and quality of the fur.

Fill in the blank with the corresponding number for Junior, Intermediate or Senior.

1 Junior

2 Intermediate

3 Senior

761 400 01_ Raw Pelt, inside out tube stretched and dried

761 400 02_ Tanned Pelt, split at belly and tanned flat

761 400 03_ Tanned Rabbit Pelt, Product


Each member is limited to one production which has been tanned and made into a usable product by the member.

CAGE BUILDING - (County Only—No Premiums)

Rabbit cage (may be a carrying cage or nest box). Built by the 4-H'er during the current 4-H year. All of the construction must have been done by the 4-H'er. Bring day of show. All ages competing.

761 100 005

Cage Building



SPECIAL 4-H AWARDS ~ RABBITS

Showmanship

Junior Champion

in memory of Clark Moon, Don & Diane Moon, Ballston

Intermediate Champion

Ballston 4-H

Senior Champion

Larry & Nancy Wilson, Dallas

Reserve Grand Champion Showman

in memory of LeRoy Beehner, Shirley Beehner, Great Falls, MT

Grand Champion Showman

The Beasley Family, Dallas

Breed

Best of Show

Larry & Nancy Wilson, Dallas

Champion & Reserve Champion Rabbit Breed Exhibitor (4-H or FFA)

Polk County Livestock Association

Market

Best of Show Bred & Owned Market Rabbit Pen (4-H or FFA)

Polk County Livestock Association

CAVIES

Joyce Reeves (503) 363-9623
Cavy Superintendent

READ RULES FOR LIVESTOCK HANDLING & EXHIBITING

A 4-H member may show up to six cavies at County Fair. All exhibitors must bring their own cavy pens (minimum 12" x 12" per cavy) and carpet square or mats for use at the show table. Frozen water bottles are recommended for use in pens while at Fair. Permanent identification of cavies is recommended.

4-Hers' attire shall be neat, clean, and modest while showing their cavies. Long sleeved shirts or blouses are required (contrasting colors will show off the cavy).



CAVY SHOWMANSHIP (Required)

762 500 001 Junior Cavy Showmanship

762 500 002 Intermediate Cavy Showmanship

762 500 003 Senior Cavy Showmanship

Note: Fill in blank in class number () with one of the following numbers:

1 **Junior Sow** - born after May 1, 2016, minimum of 12 oz through 22 oz

2 **Junior Boar** - born after May 1, 2016, minimum of 12 oz through 22 oz

3 **Intermediate Sow** - born March 1 to April 30, 2016, over 22 oz, maximum 32 oz.

4 **Intermediate Boar** - born March 1 to April 30, 2016, over 22 oz, maximum 32 oz.

5 **Senior Sow** - Born before March 1, 2016, over 32 oz.

6 **Senior Boar** - Born before March 1, 2016, over 32 oz.

762 101 0_0	Abyssinian
762 102 0_0	Abyssinian Satin
762 103 0_0	American
762 104 0_0	American Satin
762 105 0_0	Coronet
762 106 0_0	Peruvian
762 107 0_0	Peruvian Satin
762 108 0_0	Silkie
762 109 0_0	Silkie Satin
762 110 0_0	Teddy
762 111 0_0	Teddy Satin
762 112 0_0	Texel
762 113 0_0	White Crested
762 114 0_0	Crossbred

SPECIAL 4-H AWARDS ~ CAVIES

Showmanship

Champion Junior, Intermediate & Senior
The Disher Family, Dallas

Reserve Champion Showman
Dr. Weston K. Morrill, Dallas

Champion Showman
Nordsman Ranches, Dallas

Breed

Best Cavy in Show
Dr. Weston K. Morrill, Dallas

DOGS

Barbara Griffin-Webb (503) 510-1746
Dog Superintendent



4-H members may enter a dog in each class providing the dog is qualified for that level. The same dog may not be entered in more than one obedience class. All participants must exhibit in both obedience and showmanship. Intermediates and Seniors may qualify for State Fair in their respective classes.

Only dogs being exhibited in 4-H are allowed on the fairgrounds during Fair. Dogs are only allowed in the designated dog show area.* Dogs not entered in the show are NOT allowed. Any violations will result in forfeiture of premiums and the right to participate in the Fair dog show. (*Exception: See Guide Dog puppy section.)

Members bringing dogs to County Fair are required to have their dogs currently vaccinated against Rabies, DH or DHP and Parvo Virus. **As Polk County Canine Corps 4-H members already have shot records for their dogs on file, they do not need to include shot records with their entry form. All other 4-H'ers must attach a copy of their vet records to their entry form, showing proof of their dogs current vaccinations (Rabies, DH or DHP and Parvo Virus).** However, if a dog has a visible skin or physical problem, a certificate from a veterinarian is required indicating that the condition is not contagious nor harmful to the dog during competition. **Dogs will be inspected** by the show committee prior to judging. Any dogs exhibiting flea infestation or transmittable afflictions will not be allowed to show and will be sent home immediately. As per state law, no wolves or wolf hybrids are allowed to participate. Females in season must be kept segregated and will be shown at the end of the day.

All Dogs must be "on lead" or in a confined area (pen/crate) while on the Fairgrounds. (Exercise pens are NOT allowed at State Fair—crates are required). Dogs must wear properly fitted collars; spiked and pronged collars are not allowed. Inappropriate dress such as low cut tops, T-shirts with offensive language or torn jeans will not be tolerated. The Oregon 4-H Dress Code of neat and clean is encouraged.

The Following Scoring Method Will Be Used in Awarding of Ribbons:

- **Blue 190-200** (State Fair)
- **Red 180-189** (State Fair at Judge's recommendation)
- **White 170-179** (Does not qualify for State Fair without Judge's recommendation)
- **White, 169 & under** (Does not qualify for State Fair)

Dog/handler teams must receive at least half the possible points on each exercise to receive a qualifying score. "0" points on an exercise may be given based on the AKC guidelines.

A non-qualifying score will be given for:

Display of aggression by dog (excused from ring), rough handling by a 4-H member. Trophies will not be given for non-qualifying performances.

DOG SHOWMANSHIP (Required)

All members must compete in showmanship at County Fair. The same dog does not have to be used in showmanship and obedience.

- 763 500 001** Junior Dog Showmanship
- 763 500 002** Intermediate Dog Showmanship
- 763 500 003** Senior Dog Showmanship

OBEDIENCE CLASSES

Members may enter a dog in each obedience class at the level appropriate for the dog. The same dog may not be entered in more than one regular obedience class. However, the dog may be entered for exhibition only (not competing for awards) in Sub-Novice or Novice if the dog has earned an AKC, UKC, or Mixed Breed title at that level in a prior year (a dog is still eligible to compete if the title was earned in the current year). A dog must be entered for exhibition only in Sub-Novice or Novice if the dog earned a red or blue ribbon in that class at the prior year's fair. Dogs may continue to compete in Graduate Novice B if they are unable to continue into Open and Utility competition due to physical limitations.

Exceptions: Dogs and handlers are expected to progress each year to more advanced levels in dog training. However, in the case of Junior 4-H'ers, or if there are special circumstances, this may not always be possible. Decisions on the appropriate entry of dogs in the County Fair, where an exception needs to be made, will be made by the 4-H Leader and Dog Superintendent.

DOG OBEDIENCE

Note: Fill in blank in class number () with corresponding number for Junior (1), Intermediate (2), or Senior (3).

- 763 100 11_** Pre Novice Dog Obedience
- 763 100 12_** Novice Dog Obedience
- 763 100 14_** Graduate Novice Dog Obedience
- 763 100 16_** Advanced Graduate Novice Dog Obedience
- 763 100 17_** Open Dog Obedience
- 763 100 18_** Open Challenge Dog Obedience
- 763 100 19_** Utility Dog Obedience
- 763 100 20_** Veteran/Handicapped Dog Obedience

Dog section continued on next page.

RALLY OBEDIENCE (County Only Class)

Rally is a sport in which the dog and handler complete a course on lead, that has been designed by the rally judge. The judge tells the handler to begin, and the dog and handler proceed at their own pace through a course of designated stations (10-20, depending on the level). Each of these stations has a sign providing instructions regarding the next skill that is to be performed.

Scoring is not as rigorous as traditional obedience. The team of dog and handler moves continuously at a brisk, but normal, pace with the dog under control within a 2-foot area at the handler's left side. There should be a sense of teamwork between the dog and handler both during the numbered exercises and between the exercise signs; however, perfect "heel position" is not required. After the judge's "Forward" order, the team is on its own to complete the entire sequence of numbered signs correctly.

Unlimited communication from the handler to the dog is to be encouraged and not penalized. Unless otherwise specified in these Regulations, handlers are permitted to talk, praise, encourage, clap their hands, pat their legs, or use any verbal means of encouragement. Multiple commands/and or signals using one or both arms and hands are allowed; the handler's arms need not be maintained in any particular position at any time. The handler may not touch the dog or make physical corrections.

At any time during the performance, loud or harsh commands or intimidating signals will be penalized. 4-H'ers must have competed in Showmanship and Obedience to participate in Rally.

- 763 100 001 Junior Rally Obedience
- 763 100 002 Intermediate Rally Obedience
- 763 100 003 Senior Rally Obedience

BRACE CLASS

Two dogs will perform at the same time, as a unit, doing the novice class exercises. The brace will be handled by one handler. The dogs need not be of the same breed or owned by the same person, but need to be currently enrolled in the Dog Project (for complete directions see "4-H Dog Obedience, Showmanship, and Contest Guide 4-H 1202" available on the state 4-H website:
<http://oregon.4h.oregonstate.edu/resources/materials.html>

- 763 100 081 Junior Brace Class
- 763 100 082 Intermediate Brace Class
- 763 100 083 Senior Brace Class

TRICK DOG (County Only - no premiums)

- 763 100 000 Trick Dog

OBEDIENCE TEAM (County Only - no premiums)

This class will follow the guidelines given in the *4-H Dog Obedience, Showmanship & Contest Guide (4-H 1202)*. Each team will be composed of four dogs and four handlers doing Novice Obedience, except that a Drop on Recall will be used only in the Graduate Novice Team class. Handlers on each team may be all or mixed Juniors, Intermediates and/or Seniors. A regular Novice Obedience Team will also be offered. Mixed teams will register in higher class. Each team member must enter the class number on their entry form.

- 763 100 014 Junior Obedience Team
- 763 100 024 Intermediate Obedience Team
- 763 100 034 Senior Obedience Team
- 763 100 044 Novice Intermediate Obedience Team
- 763 100 045 Novice Senior Obedience Team

GUIDE DOG (no premiums)

All Guide Dog puppies must wear Guide Dog puppy blankets and may go anywhere on the County Fairgrounds except the livestock areas. The County Fair experience is excellent training for Guide Dog puppies. Puppy raisers are required to take part in Guide Dog Obedience classes & the Guide Dog Evaluation activity. 4-H age puppy raisers may also participate in Showmanship. Guide Dog puppy classes are non-competitive.

- 764 700 001 Guide Dog Sub-Novice Companion Obedience
- 764 700 002 Guide Dog Evaluation

SPECIAL 4-H AWARDS ~ DOGS

Showmanship

Junior Champion

The Achievers 4-H Club

Intermediate Champion

The Achievers 4-H Club

Senior Champion

Gun River Labradors & Training, Dallas

Reserve Grand Champion Dog Showman

Jim & Nancy Wolfer, Salem

Grand Champion Showman

Oak Grove Kennel, Monmouth

Dog Obedience

High Scoring: Pre-Novice, Novice, Graduate Novice

Silver Falls Kennel Club

High Scoring: Open

Gun River Labradors & Training, Dallas

Highest Scoring Dog in Trial

* Friend of 4-H *

Overall

High Combined

Dallas Animal Clinic

CATS

County Only

Letha Randall ~ (503) 507-8624

Cat Superintendent

Read the Animal Science Rules and Health Requirements

Two cats per exhibitor may be shown. 4-H members' attire shall be neat, clean and modest when showing their cats. Long sleeved shirts or blouses are required. Cats will not be allowed to enter the Fairgrounds except for Thursday, and only in a travel carrier or other suitable confinement. Large dog travel carriers are acceptable for use as a cage at Fair, but NOT the small ones. Comfortable space for the cat, plus room for litter pan, and water and feed dishes are required. Cat cages must be checked in Wednesday. Cats will be on display from 9:00 am to until end of show, Thursday only, in the Small Animal Barn.

When cats are out of the cages at any time during the day, they will be leashed, even in the costume class. NO EXCEPTIONS. Cats must have a cat harness, not a collar or a dog harness. All cats inspected by the vet on duty at the Exhibit Area before proceeding to the cat Display Area. Cats that show evidence of fleas, ear mites, or other contagious conditions will be immediately sent home. Cats with unclipped claws will not be allowed to show.

All cats must be vaccinated for rabies and panleukopenia (distemper), and feline leukemia, prior to 30 days before the show (**no later than July 11th**) and a vaccination health certificate is due in the Polk County Extension Office by **July 12th**. The certificate must contain the vaccination date, the specific vaccination given, and a brief identifying description of the cat's appearance and be signed by the vaccination veterinarian. Kittens under six months of age will not be required to have a rabies vaccination.

A kitten must be at least four months old at the time of show.

Kittens are those cats between the ages of 4 and 8 months. Cats over 8 months are considered adults.

Basis for judging: Appearance of member, appearance of cat, knowledge of cats and cat health and care, and how the cat is handled. All cats which meet the health and age requirements, regardless of breeding, will be eligible.

CAT SHOWMANSHIP (Required)

Includes handlers grooming, attitude, knowledge of cat care, and cat's grooming and appearance.

765 500 001 Junior Cat Showmanship

765 500 002 Intermediate Cat Showmanship

765 500 003 Senior Cat Showmanship



CAT CARE AND HEALTH

Includes condition of cat, health consideration (vaccination, parasite and birth control, weight, teeth). Each 4-Hier is limited to two cat entries, which may be in the same class, but only one per class will receive premium money.

765 400 100 Kittens - 4 to 8 months

765 400 200 Whole Female - 8 mos. to 5 years

765 400 210 Whole Female - 5 years and over

765 400 300 Whole Male - 8 mos. to 5 years

765 400 310 Whole Male - 5 years and over

765 400 400 Altered Female - 8 mos. to 5 years

765 400 410 Altered Female - 5 years and over

765 400 500 Altered Male - 8 mos. to 5 years

765 400 510 Altered Male - 5 years and over

THE WELL CAT RECORD

During the course of the year, if your cat should become ill or injured, the records kept describing the symptoms, date and description of treatments performed by you in your home, or your veterinarian in his hospital, may be submitted for judging in the Well Cat Record class. Include a narrative of the incident, vet's recommendation; follow up care, further check-ups, etc. These records will be judged for accuracy and neatness. Records due in 4-H Building by 8:00 p.m. Wednesday of Fair Week.

765 400 601 Junior Well Cat Record

765 400 602 Intermediate Well Cat Record

765 400 603 Senior Well Cat Record

CAGE DECORATING

The cages used to house the cats at the Fair are to be decorated throughout the Fair. Cages must be in place for judging by 8:00 p.m., Wed. The cages will be judged on Thursday, following the cat show. All decorations must be made by the exhibitor. Judging will be based on originality, color scheme, accents, overall appeal, and cat's comfort. Cage decorations that have been previously exhibited at County Fair will not be allowed.

765 400 701 Junior Wire Cage Decorating

765 400 702 Intermediate Wire Cage Decorating

765 400 703 Senior Wire Cage Decorating

765 400 711 Junior Wooden/other Cage Decorating

765 400 712 Intermediate Wooden/other Cage Decorating

765 400 713 Senior Wooden/other Cage Decorating

COSTUMED CAT (No Premiums)

All ages competing. Judged on originality, costume, and harmony between the cat and its costume. No costumes that have been exhibited at a previous County Fair will be allowed to exhibit.

765 400 900 Costumed Cat

SPECIAL 4-H AWARDS ~ CATS

Grand Champion Cat Showman

Letha Randall, Salem

Best Cat in Show

in memory of Carl Randall, Letha Randall, Salem

Best Costumed Cat

Debbie McBeth, Dallas

Top Decorated Cage

Ashley Randall, Salem

PETS

County Only

Letha Randall ~ (503) 507-8624
Pet Superintendent

Two pets (not same species) per exhibitor may be shown. The Pet Project will consist of creatures not covered in any other listed category, (i.e. no chickens, rabbits, cavies or cats). Acceptable pets would include ant farm, aquarium, reptiles, small rodents, amphibians, and caged birds. The pets must be brought to the fairgrounds in SUITABLE QUARTERS for each species and must insure the comfort of each animal. NO pet will be handled by anyone other than exhibitor to lessen the chance of loss or escape.

Pets will be exhibited on Thursday only, from 9:00 am until end of show. The exhibit will be judged by visual inspection and questions from the judge. Exhibitors must be present and properly attired as for any other showmanship class. Judging will include exhibitor knowledge of general information concerning the exhibit.

NOTE: Exhibitors entering two pets need to enter the appropriate class number on the entry form twice (specifying type of each pet).

PETS

- 766 400 011 Junior Pet
- 766 400 012 Intermediate Pet
- 766 400 013 Senior Pet

SPECIAL PETS

Two exhibits (not of same species) per exhibitor may be shown. Some pets are considered to fragile for exposure to public viewing. A display must be either (1) a notebook (9"x12") or (2) a poster board no larger than 16" by 20" consisting of photographs or hand-drawn pictures of the pet and information about your pet project. Judging will include neatness, composition, eye appeal and content.

Exhibits will be on display from 9:00 am to end of show, Thursday only, in the Small Animal Barn. Exhibitors must be present at time of judging, starting at 10 am, to answer questions, suitably attired as for showmanship class.

NOTE: 4-H'ers entering two special pet exhibits need to enter the appropriate class number on the entry form twice (specifying type of each special pet on entry form).

- 766 400 021 Junior Special Pet
- 766 400 022 Intermediate Special Pet
- 766 400 023 Senior Special Pet



PET ROCK – no premiums

Open to all 4-H'ers and Cloverbuds (Pre-4-H'ers). Must be a rock that has been found within the current 4-H year.

A story (one page limit), written by the exhibitor, must accompany the pet rock. The following must be included in the story: Name of rock, date of its birth, weight, height, character traits, how the exhibitor and rock met, humorous tale about the rock, and anything else that would pertain to the pet rock.

A house or housing apparatus (where the rock stays when the exhibitor is at school, or the rock can not be with the exhibitor), or a pillow or similar "comfort" item it uses, may be presented with the pet rock.

Pet Rocks must be in place for judging by the start of the Cat & Pet Show. Extra points will be given if the exhibitor is present at the time Pet Rocks are judged.

766 400 024 Pet Rock, 4th—12th grade



MASTER SHOWMANSHIP



**CALLING ALL CHAMPION &
RESERVE CHAMPION
SHOWMAN!**

Junior, Intermediate, & Senior Champions & Reserve Champions (or alternates) will compete for the Overall Grand Champion & Reserve Grand Champion

Master Showman in each species.

Exhibitors will use their own animals for the contest. Previous winners of Master Showmanship are eligible.



~ SPECIAL 4-H AWARDS ~
MASTER SHOWMAN

Reserve Champion Large Animal Master Showman

(Horse, Beef, Sheep, Swine, Dairy Cattle & Goats)

Scharf Farms, Perrydale

Champion Large Animal Master Showman

(Horse, Beef, Sheep, Swine, Dairy Cattle & Goats)

Scharf Farms, Perrydale

Reserve Champion Small Animal Master Showman

(Poultry, Rabbit, Cavy & Cat)

Cloverdale Farms, Rickreall

Champion Small Animal Master Showman

(Poultry, Rabbit, Cavy & Cat)

Polk Veterinary Clinic, Dallas

Note: You may do an Educational Display or Presentation for your Animal Science Project. Please see the Communications Section near the end of this 4-H Fairbook.

HERDSMANSHIP

The 4-H Herdsmanship contest is designed to help 4-H members learn skills in making a presentable exhibit for the public, as well as learn skills in teamwork, courtesy, cooperation, neatness, and proper care of animals. Herdsmanship at County Fair is judged as a club event.

If you have an animal staying at Fair, you are automatically entered in Herdsmanship. You do not need to enter a class number to be eligible for an award and your Herdsmanship skills will be judged each day that animals are at Fair.

Herdsmanship will be judged from 9:00 a.m. until 7:00 p.m. daily.

1. Each member is responsible for the care of his/her animal(s).
2. Animals shall be kept well fed & watered. It is recommended that water be available to animals at all times.
3. Buildings are to be kept clean at all times. Keeping empty stalls and adjacent walkways clean will be the responsibility of the nearest club or exhibitor.
4. Exhibitors must clean livestock area as directed by their Superintendent. Manure disposal: Place in containers as provided by the Fair.
5. Animal pens and cages are the responsibility of the member. Only the member is authorized to open and/or tend to the animals in the stall, pen or cage.
6. The care and feeding of an animal at the County Fair is the responsibility of the exhibitor and is a reflection on not only that exhibitor, but the program with which they are associated. An exhibitor who does not take his/her responsibility seriously, or follow the guidelines of the Superintendent and the Herdsmanship Judge, will be warned during the course of this year's Fair and may be suspended from exhibiting in that project area the following year if the regulations are not followed.
7. Daily recognition will be given and ribbons awarded to high scoring clubs for Herdsmanship.

All materials used to decorate must be fire retardant.

Basis for Scoring:

Members & Promotion

30 points

Appearance, (hard soled shoes, completed stall cards present), friendliness, courtesy, conduct, cooperation and work done by members. Club must be clearly identified. Decorations are preferred, but are not required; however up to 5 points may be deducted if decorations are not present. Preference is for member(s) to be present. However, if no members are present, the following point deductions may be attributed specifically to club presence: If any problems are discovered, up to -10 points are allowed; if no problems are discovered, -5 maximum

Animals

40 points

Securely tied or penned, clean, comfortable, and safely stalled. Animals well-being is being evaluated considering the exhibitor's attention to proper feeding, handling, disease prevention, sanitation and concern for the animals safety.

Exhibit Area

30 points

Area is clean and orderly; stalls clean and well bedded; tack, grooming and cleaning equipment is properly stored, labeled with club/county name; buckets secured or removed if empty; barn aisles swept and clean; feed area, associated fitting stands and areas neat clean and orderly.

Exhibitors are to maintain their livestock exhibit in an appropriate manner as designated by the herdsman judge and superintendents. The herdsman judge will consult with the superintendent if an exhibit is not maintained in proper fashion. 4-H exhibitors will enhance and improve the exhibit if a problem is identified.

~SPECIAL 4-H AWARDS~ HERDSMANSHIP

Herdsmanship

Outstanding Horse Club

Polk County 4-H Horse Leaders Association

Outstanding Beef Club

Rachel Villwock, Dallas

Outstanding Dairy Cattle Club

Zora Ann McClintock, Monmouth

Outstanding Goat Club

Nordsman Ranches, Dallas

Outstanding Sheep Club

The MacCarthy Family, Monmouth

Outstanding Swine Club

Gene Pirelli, west Salem

Outstanding Llama Club

Break Away Farm, Rickreall

Outstanding Poultry Club

Old Mill Feed & Garden, Dallas

Outstanding Rabbit Club

Barbara Redinger, Dallas

Top Small Animal Club

Cloverdale Farms, Rickreall

Top Large Animal Club

Scharf Farms, Perrydale

Barn Decorations

Outstanding Small Animal Club

Red Prairie Ranch, Sheridan

Outstanding Large Animal Club

Norfleet Farms, Monmouth



SHOWCASE EXHIBITS

(county only)

Open to all 4-H members. Only **one** entry allowed per class.

The intention of the class is to provide an opportunity for 4-H members to exhibit project work that does not fit in the traditional project classes. **These classes are not to be used to duplicate what can be displayed in a traditional class number or to replace the educational display exhibit.**

Each exhibit piece must be labeled with member's name, and class number. An explanation card **MUST** accompany the exhibit in order to be judged. Explanation card may include: how it was made, techniques used, new skills attempted, what was learned, where it will be used/ displayed, number of years involved in project, source of information, why the exhibit was chosen, etc. Project division labeling still applies. For example: Clothing, a *4-H Sewing/Clothing Exhibit Card* attached to each entry with a safety pin and labeled with the member's name, county, and project level on a piece of white fabric attached to the bottom inside of each piece in indelible ink. Photography, attach *4-H Photography Exhibit card* and print exhibitor's name, and class number on the back. Foods, display on white disposable plate covered in plastic with recipe in proper format, etc. Check with Superintendent or Extension agent with questions. Club entries should use the same criteria as individuals when developing their exhibit.

Judging will be based upon: General appearance of exhibit; Quality of product shown; Project Plan/Explanation.

All entries **MUST** be approved with appropriate Superintendent.

000 1__ 90_ 4-H Showcase Exhibits

Note: Fill in the **first blanks** (__) in the class number with:

- 02 Clothing
- 03 Knitting/Crocheting
- 04 Food & Nutrition
- 05 Food Preservation
- 06 Outdoor Cookery
- 07 Home Environment
- 08 Art
- 09 Horticulture
- 10 Leathercraft
- 11 Photography
- 12 Fiber Art
- 13 Natural Science/Engineering
- 14 Other

Include a brief description of each Showcase exhibit on your entry form. Description must indicate why the entry does not fit as a traditional exhibit.

Note: Fill in the **second blank** (__) in the class number with:

1. Junior 2. Intermediate 3. Senior 4. Club

PICNIC BASKET CLASS

(county only)

Open to all Polk County 4-H'ers.

Pack a basket with items to take on a picnic. Themes or stories encouraged, with a "meal" for two. Basket to include tableware, food, and beverage (non-alcoholic). Menu should represent a nutritional meal, emphasizing food safety. Should include at least two home-made food items. Include recipes.

Judging will be base on creativity, attractiveness, nutrition, taste, safety and items prepared.

Enter Monday of Fair week.

511 130 001 Picnic Basket, Junior

511 130 002 Picnic Basket, Intermediate

511 130 003 Picnic Basket, Senior



FAMILY & CONSUMER SCIENCE

FOOD & NUTRITION



Note: For information regarding Food Preparation Contest, and Mini-Meal and Iron Chef Contest, see Displays, Contest and Presentations.

For County Fair, each member may enter **one entry per class**, based on the Level in which they are enrolled. All foods entered must be made by the exhibitor.

For State Fair, each member may enter up to three classes within the Level they are in, one exhibit per class. All foods entered must be made by the exhibitor.

Exhibit ingredients:

- * Exhibits must be suitable for keeping at the fair without excessive spoilage or change of appearance. Highly perishable foods are not acceptable. Highly perishable foods include, but are not limited to cream cheese, custard fillings, and meats of any type.
- * Ingredients that the 4-H member cannot legally purchase, such as beer, whiskey, rum, etc. may not be used in any recipe or foods exhibit. Exhibits that include alcohol in the recipe will be disqualified. This includes menu and recipe file exhibits.
- * Commercial mixes cannot be exhibited except as an ingredient in a product.

Preparation of exhibit:

- * Exhibits must be displayed on a disposable plate and in a self-sealing bag.
- * Exhibits must include the **recipe** and a menu for **one meal** including the food item. Recipes for food products should include all information given on the *Exhibit Recipe Card* (511-00) format. The recipes will not be returned to the exhibitor.
- * When alternative ingredients are used, these are to be underlined on the recipe.
- * All posters must include an *Educational Display Exhibit Explanation Card* (000-01).
- * Forms are available in county Extension offices and on the state 4-H website: <http://oregon.4h.oregonstate.edu/node/1855>

Judging criteria are outlined on the appropriate evaluation form:

Cookie Evaluation Form (511-01), *Cereal Marshmallow Bars Evaluation Form* (511-02), *Recipe Collection Exhibit Evaluation Form* (511-03), *Muffin Evaluation Form* (511-04), *Quick Bread Evaluation Form* (511-05), *Coffee Cake Evaluation Form* (511-06), *Scone Evaluation Form* (511-07), *Shortened Cakes Evaluation Form* (511-08), *Yeast Breads and Dinner Rolls Evaluation Form* (511-09), *Focaccia Bread Evaluation Form* (511-10), *Sponge and Foam Cakes Evaluation Form* (511-11), *Pie Shell Evaluation Form* (511-12), *Special Pastries Evaluation Form* (511-13), *Food Gift Package Evaluation Form* (511-14), *Food and Nutrition Poster Evaluation Form* (511-15), and *Career/Interview Evaluation Form* (511-16) all available from the county Extension office or at the State 4-H website:

<http://oregon.4h.oregonstate.edu/node/1855>

Basic Skills Level 1 – Cooking 101 and Baking 1

511 110 000: Recipe of the Year Class: Exhibit two cookies.

Even Years: Healthy Carrot Cake Cookies - must use recipe from OSU Food Hero website:

<https://foodhero.org/recipes/healthy-carrot-cake-cookies>

Odd Years: To be determined

511 110 010: Cookies. Exhibit **two** cookies. No frosting, icing, or glaze.

511 110 020: Cereal Marshmallow Bars (must use recipe from Cooking 101, pg. 34) Exhibit **two** bars. No frosting, icing or glaze.

511 110 030: Muffin. Muffin method of mixing generally means that the fat is in a liquid form (like oil) and all liquids are added to the dry ingredients with a minimum amount of stirring. Exhibit **two** muffins. No frosting, icing, or glaze.

511 110 040: Biscuit. Biscuit method of mixing generally means that the fat is semi-solid (like butter/shortening) and cut into the dry ingredients before liquid is added. The dough may be beaten or kneaded for a few strokes. Exhibit **two** biscuits. No frosting, icing, or glaze.

511 110 160: Muffin. Baked Food Product reflecting alternative dietary choices. Recipe for the food product has been chosen specifically to address choices or altered significantly to now reflect needs for an alternative diet, such as gluten free, sugar substitute, vegetarian, vegan, reduced fat, et. al. Underline alternative ingredient(s) in the recipe. Exhibit **two** muffins. No frosting, icing, or glaze.

511 111 110: Poster showing and explaining something you have made, done, or learned in your Foods & Nutrition project. **Poster must not exceed 24" x 30"**.

511 111 120: Favorite Recipe Collection with **five** recipes of foods that you have prepared. Write current year in upper right hand corner of each recipe. **Cards or recipes must be in front of file or designated (paper clips, tabs, etc.) throughout the collection for ease in judging.** Recipe collection can be in a file box or in recipe book form. Pen, pencil, typed, or printed is acceptable as long as required elements are on the recipe. Follow specific guidelines on check sheet. Adding decorative items to recipes is optional and is not a part of the judging process.

Foods section continued on next page.

Basic Skills Level 2 – Cooking 201 and Baking 2

511 120 000: Recipe of the Year Class: Exhibit **two** individual items.

Even Years: **Let's Bake Corn Bread**—must use recipe from **Baking 2, page 37.**

Odd Years: **Scones**—must use recipe from **Cooking 201, page 51**

511 120 010: Cookies. Exhibit **two** cookies. No frosting, icing, or glaze.

511 120 020: Basic Nut Bread (must use recipe in **Cooking 201** book, pg. 48 - no variations). Exhibit $\frac{1}{4}$ of loaf. No frosting, icing or glaze.


511 120 030: Non-Yeast Coffee Cake. Coffee cake is to be made with a muffin method of mixing. Muffin method of mixing generally means that the fats in a liquid form (like oil) and all liquids are added to the dry ingredients with a minimum amount of stirring. Exhibit $\frac{1}{4}$ of the cake. No frosting, icing, or glaze.

511 120 040: Scone. Scone is to be made with a biscuit method of mixing. Biscuit method of mixing generally means that the fat is semi-solid (like butter/shortening) and cut into the dry ingredients before liquid is added. The dough may be beaten or kneaded for a few strokes. Exhibit **two** scones. No frosting, icing, or glaze.

511 120 160: Quick Bread. Baked Food Product reflecting alternative dietary choices. Recipe for the food product has been chosen specifically to address choices or altered significantly to now reflect needs for an alternative diet, such as gluten free, sugar substitute, vegetarian, vegan, reduced fat, et. al. Underline alternative ingredient(s) in the recipe. Exhibit $\frac{1}{4}$ of a large item.

511 222 110: Poster showing and explaining something you have made, done, or learned in your Foods & Nutrition project. **Poster must not exceed 24" x 30"**.

511 222 120: Favorite Recipe Collection with **five** recipes of foods you have prepared, using ingredients grown in the Pacific Northwest. Write current year in upper right hand corner of each recipe. **Cards or recipes must be in front of file or designated (paper clips, tabs, etc.) throughout the collection for ease in judging.** Pen, pencil, typed, or printed is acceptable as long as required elements are on the recipe. Recipe collection can be in a file box or in recipe book form. Follow specific guidelines on check sheet. Adding decorative items to recipes is optional and is not a part of the judging process.



Expanding Skills Level 3 – Cooking 301 and Baking 3

511 130 000: Recipe of the Year Class: Exhibit $\frac{1}{4}$ of the item.

Even Years: **Cool Rise White Bread** (must use recipe from **Baking 3, page 23).**

Odd Years: **Dakota Bread** (must use recipe from **Baking 3, page 22).**

511 130 010: Shortened Cakes (cakes with fat). No commercial mixes; No fillings or toppings (i.e., frosting, icing, glaze, powdered sugar, fruit or nuts). Exhibit **two** individual items or $\frac{1}{4}$ of a large item.

511 130 020: Basic Dinner Rolls (must use recipe from **Cooking 301, pg. 40**) Maybe shaped into cloverleaf, crescent, knot, bun, bread stick or any other type of roll. Exhibit **two** rolls.

511 130 030: Yeast Bread product, plain dough using all white flour. Exhibit $\frac{1}{4}$ of a loaf.

511 130 040: Yeast Bread product, plain dough using all whole wheat flour. Exhibit $\frac{1}{4}$ of a loaf.

511 130 050: Yeast Bread product, plain dough using an alternative grain. Exhibit $\frac{1}{4}$ of a loaf.

511 130 060: Yeast Bread product, plain dough using a combination of flours. Exhibit $\frac{1}{4}$ of a loaf.

511 130 070: Yeast Bread product (using any type of flour) with added non-perishable ingredients (i.e. herbs, nuts, dried fruit, etc.) Exhibit $\frac{1}{4}$ of a loaf.

511 130 080: Family Food Traditions. Any baked item associated with family tradition and heritage. Entry must include a) recipe, b) tradition or heritage associated with preparing, serving the food, and c) where or who the traditional recipe came from. Exhibit at least $\frac{1}{4}$ of baked product or **two** muffins, cookies, pita, tortillas, etc.

511 130 160: Yeast Bread. Baked Food Product reflecting alternative dietary choices. Recipe for the food product has been chosen specifically to address choices or altered significantly to now reflect needs for an alternative diet, such as gluten free, sugar substitute, vegetarian, vegan, reduced fat, et. al. Underline alternative ingredient(s) in the recipe. Exhibit **two** individual items or $\frac{1}{4}$ of a large item.

511 333 110: Poster showing and explaining something you have made, done or learned in your Foods & Nutrition project. **Poster must not exceed 24" x 30"**.

511 333 120: Favorite Recipe Collection with **ten** recipes of foods you have prepared, using a variety of grain products. (Examples: granola, rice pudding, bulgur salad, pizza.) Write current year in upper right hand corner of each recipe. **Cards or recipes must be in front of file or designated (paper clips, tabs, etc.) throughout the collection for ease in judging.** Pen, pencil, typed, or printed is acceptable as long as required elements are on the recipe. Recipe collection can be in a file box or in recipe book form. Follow specific guidelines on check sheet. Adding decorative items to recipes is optional and is not a part of the judging process.

511 333 130: Photo series or pictorial story depicting hunted or harvested foods of the Pacific Northwest from harvest to table. Series may include up to twenty color photos, pictures or drawings of one theme on one story board **not to exceed 24" x 30"**. Please note if some of the photos were taken by someone else. Exhibits will be judged on the exhibitor's ability to creatively depict a story and not on their photography or drawing ability.

Advanced Skill Level 4 – Cooking 401 and Baking 4

511 140 000: Recipe of the Year Class: Exhibit ¼ of the item.

Even Years: *Busy Day Oatmeal Cake* (must use recipe from Baking 4, page 17).

Odd Years: Single Pie Crust (must use recipe from Baking 4, pg. 21).

511 140 010: Foam Cakes (Angel Food, Sponge, Chiffon). No commercial mixes; no fillings or toppings (i.e., frosting, icing, glaze, powdered sugar, fruit or nuts). Exhibit **two** individual items or ¼ of a large item.

511 140 020: Focaccia Bread (must use recipe from Cooking 401, pg. 22) Exhibit ¼ of item.

511 140 030: Yeast Bread product, plain dough using all white flour. Exhibit ¼ of a loaf.

511 140 040: Yeast Bread product, plain dough using all whole wheat flour. Exhibit ¼ of a loaf.

511 140 050: Yeast Bread product, plain dough using an alternative grain. Exhibit ¼ of a loaf.

511 140 060: Yeast Bread product, plain dough using a combination of flours. Exhibit ¼ of a loaf.

511 140 070: Yeast Bread product (using any type of flour) with added non-perishable ingredients (i.e. herbs, nuts, dried fruit, etc.) Exhibit ¼ of a loaf.

511 140 080: Yeast Bread product using special shaping. Exhibit **two** individual items or ¼ of a large item.

511 140 090: Speciality Pastry. Baked items such as pie tarts, puff pastry, phyllo doughs, scones, biscotti, choux, croissants, danish, strudels. Phyllo dough must be made from scratch. **Pastries made with cream or egg based fillings will be disqualified.** Exhibit **two** individual items.

511 140 140: A Gift Package with homemade foods featuring up to five Pacific Northwest products. At least two foods must be made by the exhibitor and feature Pacific Northwest products. Gift Package can be in a box or basket **not to exceed 18" x 24"**. **Exhibit must include a breakdown of costs incurred in preparing the gift package, including items on hand or recycled.** Baked items should be at least two of a small or one-quarter of a large food. Include recipes on 5" x 8" card or paper. Include to whom the gift is intended and for what occasion. Criteria for judging will include creativity, cost (value), food safety, and nutrition.

511 140 160: Baked Food Product (from any exhibits in Level 4) reflecting alternative dietary choices. Recipe for the food product has been chosen specifically to address choices or altered significantly to now reflect needs for an alternative diet, such as gluten free, sugar substitute, vegetarian, vegan, reduced fat, et. al. Underline alternative ingredient(s) in the recipe. Exhibit **two** individual items or ¼ of a large item.

511 444 010: Poster showing and explaining something that you have made, done, or learned in your Foods and Nutrition project. **Poster must not exceed 24" x 30"**.

511 444 020: Favorite Recipe Collection with **fifteen** recipes of foods you have prepared. Ten recipes should be vegetable and fruit recipes. Five recipes should be one-pot meals using or demonstrating knowledge of various kitchen appliances (examples: microwave, wok, electric skillet). Write current year in upper right hand corner of each recipe. **Cards or recipes must be in front of file or designated (paper clips, tabs, etc.) throughout the collection for ease in judging.** Recipe collection can be in a file box or in recipe book form. Pen, pencil, typed, or printed is acceptable as long as required elements are on the recipe. Follow specific guidelines on check sheet. Adding decorative items to recipes is optional and is not a part of the judging process.

511 444 030: Cooking Up a Career. Find someone you know who works in a catering business, local restaurant, health care food service, food scientist, works as a Registered Dietitian, or any other food or nutrition related industry. What do they do? How much education do they need? Why did they choose this profession? What is the most enjoyable thing about their chosen profession? Maximum of two pages, one sided write up of an interview. Consider creativity and neatness. Mount on a 9" X 12" colored paper or poster board, or display in clear plastic binder. Include a picture of the person interviewed. (May be laminated to preserve exhibit.) Overall size of mounted exhibit should be **no larger than 9 X 12 inches.**



SPECIAL 4-H AWARDS ~ FOODS

Outstanding Junior Foods Exhibit

Fanning Farms, Ballston

Outstanding Intermediate Foods Exhibit

In memory of Edna Moon, Don & Diane Moon, Ballston

Outstanding Senior Foods Exhibit

*In memory of Marita Jo Broadus, * Friend of 4-H **

Outstanding Cookie

The Silberstein Family, Klamath Falls

Outstanding Quick Bread

Scott & Tina Andersen, Dallas

Outstanding Cake

Scott & Tina Andersen, Dallas

Outstanding Recipe Collection

** Friend of 4-H **

FOOD PRESERVATION

For County Fair, each member may enter **one entry per class**, based on the phase in which they are enrolled. For State Fair: Members may enter **three classes** in their division.

Members must use current OSU approved or USDA preparation and processing recommendations for preserved foods. Current OSU approved publications can be found at: <http://extension.oregonstate.edu/fch/food-preservation> Current USDA recommendations can be located on the internet at http://nchfp.uga.edu/publications/publications_home.html or <http://nchfp.uga.edu/> The *Ball Blue Book* copyright 2009 or newer, *So Easy to Preserve* Book, pectin package inserts, or pectin product web-sites are also approved sources.

All products, including all preserved products in gifts packs, must have a 4-H Food Preservation Explanation Card with complete information and instructions/recipe. Explanation Card is available at the county Extension office or on the State 4-H website. In addition, all containers must have label or tape with member **name, county, class number**. Label should be placed on the bottom of the container or location not to interfere with allowing the judge to see contents.

Include jar rings on all canned products. Jars may be opened during the judging process. **For this reason we strongly urge you to use smaller jars for your Fair exhibits. Suggested are 4 oz. jars for jams and jellies, half pints and pint jars for other products. Larger jars will be accepted, but food may be wasted as any opened jars may be emptied before returning after Fair.** Dried foods should be exhibited in jars or sturdy plastic bags, with labels securely attached.

Make sure to follow the approved processing times listed for your product.

Judging criteria are outlined on the 4-H Canned Fruit and Vegetable Check Sheet (512-04), 4-H Canned Meat and Fish Check Sheet (512-05), 4-H Dried Foods Check Sheet, 4-H Jam Check Sheet (512-01), 4-H Jelly Check Sheet (512-02) and 4-H Pickles and Relishes Check Sheet (512-03), and a new 4-H Gift Pack Check Sheet (512-08) available at the county Extension office or on the State 4-H website: <http://oregon.4h.oregonstate.edu/node/1855>

Note: Fill in blank in class number (___) with corresponding numbers for:
1 Junior
2 Intermediate
3 Senior



Junior Division

Members in this division can choose to exhibit any of the products listed below by placing a "1" in the last digit of the class number. May enter three classes, only one exhibit per class number. Starred (*) items are suggested as beginning exhibits for first year juniors.

- 512 111 01_ ***Canned fruit or berries.** One jar of fruit or berries processed in a boiling water canner.
- 512 111 02_ ***Canned tomatoes.** One jar of tomatoes processed in a boiling water canner.
- 512 111 03_ **Canned tomato sauce, juice, or ketchup.** One jar of canned tomato sauce (plain or flavored), tomato juice or tomato vegetable juice blend, or ketchup processed in a boiling water canner.
- 512 111 04_ **Canned tomato based salsa.** One jar of canned tomato based salsa. Jars must be sealed by processing in a boiling water canner.
- 512 111 05_ **Canned fruit based salsa.** One jar of canned fruit based salsa. Jars must be sealed by processing in a boiling water canner.
- 512 111 06_ **Relish.** One jar of cucumber relish. Jars must be sealed by processing in a boiling water canner.
- 512 111 07_ **Relish.** One jar of relish, other than cucumber. Jars must be sealed by processing in a boiling water canner. Examples include zucchini relish, corn relish and chutneys, other chopped fruit and vegetable based products that include acidification.
- 512 111 08_ **Canned pie filling.** One jar of canned pie filling thickened with Clear-Jel®.
- 512 111 09_ **Fruit Sauce-** One jar of canned fruit sauce without a thickener. Examples include apple sauce.
- 512 111 10_ ***Cooked jam.** One jar of cooked jam using commercial pectin. Jars must be sealed by processing in a boiling water canner.
- 512 111 11_ ***Cooked jelly.** One jar of cooked jelly using commercially available juice and pectin. Jars must be sealed by processing in a boiling water canner.
- 512 111 12_ **Quick cucumber pickles.** One jar of cucumber quick pickles. Jars must be sealed by pasteurization or processing in a boiling water canner.
- 512 111 13_ **Quick pickles other than cucumbers.** One jar of canned fruit or vegetable quick pickles. Examples include crab apple, watermelon, dilled green beans, etc. Jars must be sealed by processing in a boiling water canner.
- 512 111 14_ ***Fruit leather.** Four rolled pieces (about one inch wide) of one flavor of fruit leather.
- 512 111 15_ ***Dried fruit.** About one-half cup of dried pieces of fruit (not leather).
- 512 111 16_ ***Dried vegetable.** About one-quarter cup of dried pieces of vegetable.
- 512 111 17_ ***Dried herbs.** About ¼ - ½ cup of dried herbs.
- 512 111 18_ ***Dried herb seasoning combination.** About 1 tablespoon of dried herb seasoning combination.
- 512 111 301 ***Gift pack.** One gift package including **two** different products from Junior Division of preservation methods. Each preserved product must have a 4-H Food Preservation Explanation card. The gift pack may also include products made or purchased by exhibitor to complete the theme. Indicate for whom the gift is intended and for what occasion. (Example: A housewarming gift for new neighbors.)

Food Preservation section continued on next page.

Intermediate and Senior Division

Members in these divisions can choose to exhibit any of the products listed under the Junior division, except Gift pack, by placing a "2" in the last digit of the class number for Intermediates or a "3" in the last digit of the class number for Seniors. They can also choose from any of the following exhibits as long as they enter only three exhibits total, one exhibit per class number.

- 512 111 21_ **Cooked jelly.** One jar of cooked jelly using juice the member has extracted and commercial pectin. Jars must be sealed by processing in a boiling water canner.
- 512 111 22_ **Cooked jelly or jam.** One jar of cooked jelly or jam made without added commercial pectin. Jelly must use juice extracted by the member. Jars must be sealed by processing in a boiling water canner.
- 512 111 23_ **Syrup or juice.** One jar of juice or syrup made from the juice that the member has extracted. Jars must be sealed by processing in a boiling water canner.
- 512 111 24_ **Fermented pickles or sauerkraut.** One jar of fermented (brined) pickles or sauerkraut. Jars must be sealed by processing in a boiling water canner.
- 512 111 25_ **Canned vegetables or tomatoes.** One jar of canned vegetables or tomatoes processed in a pressure canner.
- 512 111 26_ **Canned meat or poultry.** One jar of canned meat or poultry processed in a pressure canner.
- 512 111 27_ **Canned fish.** One jar of canned fish processed in a pressure canner. Fish products should be exhibited in pint or half pint jars.
- 512 111 28_ **Canned combination dish.** One jar of canned combination dish processed in a pressure canner. Examples include chili, soup, baked beans, etc.
- 512 111 29_ **Dried meat or poultry jerky.** Four 1 inch by 3 inch pieces of one type of jerky. Meat jerky (beef, venison or poultry) should follow the recommendations for preparation in Making Jerky at Home Safely, PNW 632, May 2012.
- 512 111 302 **Intermediate Gift pack.** One gift package including three different preserved products. Use two or more preservation methods. Methods from the junior and intermediate/senior divisions may be used. Each preserved product must have a 4-H Food Preservation Explanation Card. The gift pack may also include products made or purchased by exhibitor to complete the theme. Indicate for whom the gift is intended and for what occasion. (Example: a housewarming gift for new neighbors.)
- 512 111 303 **Senior Gift pack.** One gift package including three or more different preserved products. Use two or more preservation methods. Methods from the junior and intermediate/senior divisions may be used. Each preserved product must have a 4-H Food Preservation Explanation Card. The gift pack may also include products made or purchased by exhibitor to complete the theme. Indicate for whom the gift is intended and for what occasion. (Example: a housewarming gift for new neighbors.)

~SPECIAL 4-H AWARDS~
FOOD PRESERVATION

Outstanding Food Preservation Exhibit

*In memory of Bud Morrow,
The Morrow Family, Sheridan*

OUTDOOR COOKERY

County Only

Outdoor Cookery 1

514 700 011- A Sack Lunch with two or more of the foods prepared by the exhibitor (examples; carrot sticks, sandwich, jerky). Indicate where the lunch would be eaten (school, hike) and food safety considerations. Arrange sack lunch in container with plastic wrap. Include only foods suitable for keeping at the Fair without spoilage.

Outdoor Cookery 2


514 700 021 - Two Miniature Fire Models.

Outdoor Cookery 3

514 700 031- A First Aid Kit assembled by the 4-H'er, that should be on-hand when doing outdoor cooking. Attach a 5" x 8" explanation card, listing each item and telling why it was included in the kit.

Outdoor Cookery 4

514 700 041-A Type of Outdoor Cooking or Camping Equipment or a Folder describing a camp cookout. Folder to include menus, pictures, and short story about trip.



CLOTHING/SEWING

For County Fair, each member may enter **one entry per class**, based on the phase in which they are enrolled. For State Fair: Member may enter **three** construction classes and **any** of the creativity and service classes for the project level in which they are enrolled. All exhibits must be in the same level. Members and clubs are also encouraged to enter Educational Displays. **Members may not enter the same garment or accessory in an exhibit class and in Fashion Revue at State Fair.** All items should be clean and in good repair.

Judging criteria are outlined in *4-H Sewing/Clothing Construction Score Sheet* found at : <http://oregon.4h.oregonstate.edu/node/1855> and *4-H Sewing/Clothing Creative Expression Score Sheet* found at: <http://oregon.4h.oregonstate.edu/node/1855> Judging standards are listed in *Measuring Up: Quality Standards for Sewn Items/Projects* (PNW-197). Skills appropriate for each project level are listed in *Sewing Skills Checklist, CO677*. **Each entry will be evaluated on ALL features, not just the skills listed in the respective enrollment levels.** For skill levels 1-6 the use of fabrics or skills that are beyond the recommendations for this level are expected to be done well according to the standards, but will neither be given extra credit consideration for increased difficulty nor disqualified during judging. It is in the best interest of the member to stay within the suggested guidelines.

A *4-H Sewing/Clothing Exhibit Card* (available from Extension Offices) or at: <http://oregon.4h.oregonstate.edu/node/1855> must be **securely** attached to each entry. The card requests information about the exhibits which is needed by the judge for evaluation.

Hangers and/or garment bags are removed from exhibits prior to judging and might not be returned.

In addition to the 4-H Sewing/Clothing Exhibit Card, each garment or article in the construction classes must be labeled with the member's name, county, and project level. This label should be typed or printed in indelible pencil or ink on a piece of white fabric and sewn or fused onto the bottom inside of each piece.

To qualify for special wool awards, attach a manufacturer's "all wool" label or a merchant's statement indicating the fabric is "100% wool" or a minimum of 60% wool and no more than 40% other fiber.



Hands For Larger Service classes are unique among 4-H County and State Fair exhibit classes. Items entered in these classes will not be returned to the 4-H member. Items exhibited in these classes will be given to Public Service partners who serve clients from across Oregon (See descriptions in each level).

BASIC SKILLS LEVEL 1

320 101 110 Garment or item showing cutting skills with or without minimal stitching; made from fleece or other fabrics suitable for this level.

320 101 120 Garment with casing but no crotch seam made from stable medium weight firmly woven fabric (cotton, cotton/polyester blend, wool, wool blend)

320 101 130 Garment with casing and crotch seam made from stable medium weight firmly woven fabric (cotton, cotton/polyester blend, wool, wool blend)

320 101 140 Garment with skills other than casing made from stable, medium weight firmly woven fabric (cotton, cotton/polyester blend, wool, wool blend)

320 101 150 Garment from polar fleece or comparable fabric with minimal stretch (4 inches of fabric stretches to 4 3/4 inches or less)

320 101 160 Non-garment item sewn by hand from felt, firmly woven (cotton, cotton/polyester blend, wool, wool blend) or polar fleece fabrics (minimal stretch 4 inches of fabric stretches to 4 3/4 inches or less)

320 101 170 Personal accessory from firmly woven fabrics (cotton, cotton/polyester blend, wool, wool blend) or **polar fleece** (minimal stretch 4 inches of fabric stretches to 4 3/4 inches or less)


320 101 180 Item for the home from firmly woven fabrics (cotton, cotton/polyester blend, wool, wool blend) or **polar fleece** fabrics (minimal stretch- 4 inches of fabric stretches to 4 3/4 inches or less).

320 101 190 Toy or Non-garment item for use in sports, picnics, camping or with animals from firmly woven (cotton, cotton/polyester blend, wool, wool blend) or **polar fleece** fabrics (minimal stretch 4 inches of fabric stretches to 4 3/4 inches or less).

320 301 100 Creativity - Item or garment which has been enhanced through creative embellishment, fabric manipulation, or fabric creation; recycled items are included and may retain some seams/design of the original item as appropriate; exhibit must have been made by exhibitor and use fabrics and skills appropriate to skill level 1.

320 401 100 Hands for Larger Service - items or garments to be donated to someone in need; use fabrics and skills appropriate to skill level 1.

Clothing/Sewing section continued on next page.



BASIC SKILLS LEVEL 2

320 101 210 Garment with casing made from stable medium weight firmly **woven** fabric (cotton, cotton/polyester blend, wool, wool blend)

320 101 220 Garment with skills other than a casing made from stable medium weight firmly **woven** fabric (cotton, cotton/polyester blend, wool, wool blend)

320 101 230 Garment from non-bulky **knit** fabric with minimal stretch (4 inches of fabric stretches to 4 3/4 inches or less)

320 101 240 Garment from polar fleece or comparable fabric with minimal stretch (4 inches of fabric stretches only to 4 3/4 inches or less)

320 101 250 Outfit (two or more pieces) Each piece of the outfit may use one or more of the following fabrics: stable, medium weight, firmly **woven** fabrics and/or non-bulky **knit** fabrics with minimal stretch, **and/or polar fleece** with minimal stretch.

320 101 260 Personal accessory from firmly **woven** fabrics (cotton, cotton/polyester blend, wool, wool blend) non-bulky **knit** fabric with minimal stretch (4 inches of fabric stretches only to 4 3/4 inches or less) or **polar fleece** (minimal stretch - 4 inches of fabric stretches only to 4 3/4 inches or less).

320 101 270 Item for the home from firmly **woven** fabrics (cotton, cotton/polyester blend, wool, wool blend) non-bulky **knit** fabric with minimal stretch (4 inches of fabric stretches only to 4 3/4 inches or less) or **polar fleece** (minimal stretch - 4 inches of fabric stretches only to 4 3/4 inches or less)

320 101 280 Non-garment item for use in sports, picnics, camping, or with animals from firmly **woven** fabrics (cotton, cotton/polyester blend, wool, wool blend) non bulky **knit** fabric with minimal stretch (4 inches of fabric stretches only to 4 3/4 inches or less) or **polar fleece** (minimal stretch - 4 inches of fabric stretches only to 4 3/4 inches or less)

320 101 290 Doll, toy, or garment/accessories for either from firmly **woven** fabrics (cotton, cotton/polyester blend, wool, wool blend) non-bulky **knit** fabric with minimal stretch (4 inches of fabric stretches only to 4 3/4 inches or less) or **polar fleece** (minimal stretch - 4 inches of fabric stretches to 4 3/4 inches or less)

320 301 200 Creativity - Item or garment which has been enhanced through creative embellishment, fabric manipulation, or fabric creation; recycled items are included and may retain some seams/design of the original item as appropriate; exhibit must have been made by exhibitor and use fabrics and skills appropriate to skill level 2.

320 401 200 Hands for Larger Service - items or garments to be donated to someone in need; use fabrics and skills appropriate to skill level 2.

BASIC SKILLS LEVEL 3

320 101 310 Garment made from medium weight **woven** fabric which may have up to moderate stretch (4 inches of fabric stretches to no more than 5 3/8 inches); show at least 2 new skills for this level

320 101 320 Garment made from **knit** fabric which may have up to moderate stretch (4 inches of fabric stretches to no more than 5 3/8 inches); show at least 2 new skills for this level

320 101 330 Garment from **polar fleece** or comparable fabric which may have up to moderate stretch (4 inches of fabric stretches to no more than 5 3/8 inches); show at least 2 new skills for this level

320 101 340 Outfit (2 or more pieces) Each piece of the outfit may use one or more of the following fabrics: medium weight **woven** fabrics **and/or knit** fabrics, **and/or polar fleece**; all fabrics may have up to moderate stretch (4 inches of fabric stretches to no more than 5 3/8 inches)

320 101 350 Personal accessory from medium weight **woven** fabrics, **knit** fabrics, **and/or polar fleece**; all fabrics may have up to moderate stretch (4 inches of fabric stretches to no more than 5 3/8 inches)

320 101 360 Item for the home from medium weight **woven** fabrics, **knit** fabrics, **and/or polar fleece**; all fabrics may have up to moderate stretch (4 inches of fabric stretches to no more than 5 3/8 inches)

320 101 370 Non-garment item for use in sports, picnics, camping, or with animals from medium weight **woven** fabrics, **knit** fabrics, **and/or polar fleece**; all fabrics may have up to moderate stretch (4 inches of fabric stretches to no more than 5 3/8 inches)

320 101 380 Doll, toy, or garment/accessories for either from medium weight **woven** fabrics, **knit** fabrics, **and/or polar fleece**; all fabrics may have up to moderate stretch (4 inches of fabric stretches to no more than 5 3/8 inches)

320 301 300 Creativity - Item or garment which has been enhanced through creative embellishment, fabric manipulation, or fabric creation; recycled items are included and may retain some seams/design of the original item as appropriate; exhibit must have been made by exhibitor and use fabrics and skills appropriate to skill level 3.

320 401 300 Hands for Larger Service - items or garments to be donated to someone in need; use fabrics and skills appropriate to skill level 3.

Clothing/Sewing section continued on next page.

EXPANDING SKILLS LEVEL 4

320 101 410 Garment made from medium weight **woven** fabric, with or without nap, which may have up to moderate stretch (4 inches of fabric stretches to no more than 5 3/8 inches); show at least 2 new skills for this level.

320 101 420 Garment made from **knit** fabric which may have up to moderate stretch (4 inches of fabric stretches to no more than 5 3/8 inches); show at least 2 new skills for this level

320 101 430 Garment from **polar fleece** or comparable fabric which may have up to moderate stretch (4 inches of fabric stretches to no more than 5 3/8 inches); show at least 2 new skills for this level

320 101 440 Outfit (2 or more pieces) Each piece of the outfit may use one or more of the following fabrics: medium weight **woven** fabrics, with our without nap **and/or knit** fabrics, **and/or polar fleece**; all fabrics may have up to moderate stretch (4 inches of fabric stretches to no more than 5 3/8 inches) show at least 2 new skills for this level

320 101 450 Personal accessory or item for the home from medium weight **woven** fabrics with or without nap, **knit** fabrics, **and/or polar fleece**; all fabrics may have up to moderate stretch (4 inches of fabric stretches to no more than 5 3/8 inches) show at least 2 new skills for this level.

320 101 460 Non-garment for use in sports, picnics, camping, or with animals from medium weight **woven** fabrics with or without nap, **knit** fabrics, **and/or polar fleece**; all fabrics may have up to moderate stretch (4 inches of fabric stretches to no more than 5 3/8 inches) Show at least 2 new skills for this level.

320 301 400 Creativity - Item or garment which has been enhanced through creative embellishment, fabric manipulation, or fabric creation; recycled items are included and may retain some seams/design of the original item as appropriate; exhibit must have been made by exhibitor and use fabrics and skills appropriate to skill level 4.

320 401 400 Hands for Larger Service - items or garments to be donated to someone in need; use fabrics and skills appropriate to skill level 4.

EXPANDING SKILLS LEVEL 5

320 101 510 Garment made from medium weight and/or bulky and/or stretchy **woven** fabric; show at least 3 new skills for this level.

320 101 520 Garment made from **knit** fabric which may be bulky or have any amount of stretch; show at least 3 new skills for this level

320 101 530 Garment from **polar fleece** or comparable fabric which may have any amount of stretch; show at least 3 new skills for this level

320 101 540 Outfit (2 or more pieces) Each piece of the outfit may use one or more of the following fabrics: **woven** fabrics **and/or knit** fabrics, **and/or polar fleece**; all fabrics may have bulk and/or any amount of stretch. Show at least 3 new skills for this level.

320 101 550 Personal accessory or item for the home from **woven** fabrics and/or **knit** fabrics, **and/or polar fleece**; all fabrics may have bulk and/or any amount of stretch. Show at least 3 new skills for this level.

320 101 560 Non-garment item for use in sports, picnics, camping, or with animals made from **woven** fabrics and/or **knit** fabrics, **and/or polar fleece**; all fabrics may have bulk and/or any amount of stretch. Show at least 3 new skills for this level.

320 301 500 Creativity - Item or garment which has been enhanced through creative embellishment, fabric manipulation, or fabric creation; recycled items are included and may retain some seams/design of the original item as appropriate; exhibit must have been made by exhibitor and use fabrics and skills appropriate to skill level 5.

320 401 500 Hands for Larger Service - Items or garments to be donated to someone in need; use fabrics and skills appropriate to skill level 5.



Clothing/Sewing section continued on next page.

EXPANDING SKILLS LEVEL 6

320 101 610 Garment made from medium weight and/or bulky and/or stretchy **woven** fabric; show at least 3 new skills for this level.

320 101 620 Garment made from fine or light weight **woven** fabric; show at least 3 new skills for this level

320 101 630 Garment from **woven** fabrics which require more care in handling or pattern selection (satin, dupion, crepe de chine, taffeta, velour, tulle, and net); show at least 3 new skills for this level

320 101 640 Garment made from **knit** fabric which may be bulky or have any amount of stretch; show at least 3 new skills for this level

320 101 650 Garment from **polar fleece or comparable fabric**; which may have any amount of stretch. Show at least 3 new skills for this level.

320 101 660 Outfit (2 or more pieces) Each piece of the outfit may use one or more of the following fabrics: **woven** fabrics and/or **knit** fabrics, **and/or polar fleece**; all fabrics may have bulk and/or any amount of stretch. Show at least 3 new skills for this level.

320 101 670 Personal accessory or item for the home from **woven** fabrics **and/or knit** fabrics, **and/or polar fleece**; all fabrics may have bulk and/or any amount of stretch. Show at least 3 new skills for this level.

320 101 680 Non-garment item for use in sports, picnics, camping, or with animals made from **woven** fabrics and/or **knit** fabrics, **and/or polar fleece**; all fabrics may have bulk and/or any amount of stretch. Show at least 3 new skills for this level.

320 301 600 Creativity - Item or garment which has been enhanced through creative embellishment, fabric manipulation, or fabric creation; recycled items are included and may retain some seams/design of the original item as appropriate; exhibit must have been made by exhibitor and use fabrics and skills appropriate to skill level 6.

320 401 600 Hands for Larger Service - Items or garments to be donated to someone in need; use fabrics and skills appropriate to skill level 6.

ADVANCED SKILLS LEVELS 7/8/9 (all three levels exhibit together in class determined by description)

320 101 710 Garment or outfit made from medium or heavyweight **woven** fabric; (no tailoring techniques)

320 101 720 Garment or outfit made from **woven** fabric using traditional tailoring methods, interfacing fusible and non-fusible methods to create a tailored look.

320 101 730 Garment or outfit made from fine or light weight woven fabric

320 101 740 Garment or outfit made from **woven** fabrics which require more care in handling or pattern selection (satin, dupion, crepe de chine, taffeta, velour, tulle, net, beaded or sequined fabrics, velvet, hand woven, double cloth, lamé, leather, lace, etc.)

320 101 750 Garment or outfit made from **knit** fabric which may be bulky or have any amount of stretch.

320 101 760 Garment or outfit made from **polar fleece** or comparable fabric which may have any amount of stretch

320 101 770 Garment or outfit made from fabric specifically designed for outerwear such as ripstop nylon, coated or uncoated outdoor fabrics.

320 101 780 Garment or Outfit combining two or more of the above fabrics.


320 101 790 Personal accessory or item for the home or for use in sports, picnics, camping, or with animals made from any fabric; all fabrics may have bulk and/or any amount of stretch.

320 301 700 Creativity - Item or garment which has been enhanced through creative embellishment, fabric manipulation, or fabric creation; recycled items are included and may retain some seams/design of the original item as appropriate; exhibit must have been made by exhibitor.

320 401 700 Hands for Larger Service - Items or clothing to be donated to someone in need; use fabrics and skills appropriate to skill levels.

See "Contest" section for 4-H Fashion Revue info

Fashion Revue is open
to all 4-H'ers enrolled in
Sewing, Knitting & Crocheting
"Ready To Wear" is open to any 4-H member.



~SPECIAL 4-H AWARDS~ CLOTHING/SEWING

Outstanding 1st Year Clothing Exhibit

Dorothy Conley, Monmouth

Outstanding Junior Clothing Exhibit

Miriam Lowrie, Salem

Outstanding Intermediate Clothing Exhibit

Lyny Pheyffer, Independence

Outstanding Senior Clothing Exhibit

Scott & Tina Andersen, Dallas

Outstanding Clothing Exhibit of at Least 60% Wool

in memory of Bud Morrow, The Morrow Family, Sheridan

Outstanding Non-Garment Exhibit Sewn by Hand or Machine

The Knieling Family, Salem

Outstanding Exhibit Using Quilting, Piecing, or Decorative Embellishment, (other 4-H areas competing)

Greenbaum's Quilted Forest, Salem

KNITTING

Knitting has three divisions of exhibit classes based on the techniques used: Knitting with needles, Knitting with looms, boards, and machines; and Felted Knitting.

For County Fair, each member may enter one entry per class, based on the phase in which they are enrolled.

For State Fair: Members may enter up to a total of four classes based on the phase or level in which they are enrolled.

The classes may be any combination of divisions but within each division the classes must be in a single phase or level. To qualify for judging, a *4-H Knitting Exhibit Explanation* card must be securely attached to the exhibit. The card requests information about the exhibited item and skills learned in construction. Members must mark skills on the level in which they are enrolled. If they show skills beyond their level, they will not receive extra consideration. Forms are available at County Extension offices or on the State 4-H website, <http://oregon.4h.oregonstate.edu/node/1855>

Judging criteria for non-felted items are outlined on the *4-H Knitting Check Sheet (360-02)*. Judging criteria for knitting which has been felted are outlined in the *4-H Felting Score Sheet (261-03)*. Both are available from the County Extension office or at the website above..

A pair of mittens, slippers, socks, etc., is considered one article. The two pieces of the pair should be temporarily but securely attached to each other. Swatches are not acceptable as exhibits.

In addition to the 4-H exhibit tag, each garment or article must be labeled with the member's name, county and project phase or level. This label should be typed or printed in indelible pencil or ink on a piece of white fabric and sewn to the article, or written with indelible ink on painters tape and placed where it can do the least amount of damage.



Hands For Larger Service classes are unique among 4-H County and State Fair exhibit classes. Items entered in these classes will not be returned to the 4-H member. Items exhibited in these classes will be given to Public Service partners who serve clients from

Knitting with Needles Division

Phase 1

One article showing one or more skills learned:

(Cast on, knit, purl, bind off, overcast seam)

360 100 110 Wearable - garment or personal accessory (hat, purse, bag, scarf, etc)

360 100 120 Non-wearable - toys or items for the home (pillow, holiday decorations, potholder, washcloth, blanket, etc)

360 100 130 Hands for Larger Service - items or clothing to be donated to someone in need

Phase 2

One article showing one or more skills learned:

(Ribbing, stockinette stitch, increase, decrease, other seams)

360 100 210 Wearable - garment or personal accessory (hat, purse, bag, scarf, etc)

360 100 220 Non-wearable - toys or items for the home (pillow, holiday decoration, potholder, washcloth, blanket, etc)

360 100 230 Hands for Larger Service - items or clothing to be donated to someone in need

Phase 3

One article showing pick-up stitches

360 100 310 Wearable - garment or personal accessory (hat, purse, bag, scarf, etc)

360 100 320 Non-wearable - Non-wearable item - toys or items for the home (pillow, holiday decoration, potholder, washcloth, blanket, etc)

360 100 330 Hands for Larger Service - items or clothing to be donated to someone in need

Phase 4

One article showing a pattern stitch

360 100 410 Wearable - garment or personal accessory (hat, purse, bag, scarf, etc)

360 100 420 Non-wearable - toys or items for the home (pillow, holiday decoration, potholder, washcloth, blanket, etc)

360 100 430 Hands for Larger Service - items or clothing to be donated to someone in need

Phase 5

One article showing mixed colors

(Fair Isle pattern or bobbin knitting - no stripes (see "*4-H Knitting Skills*" - 4-H 961L)

360 100 510 Wearable - garment or personal accessory (hat, purse, bag, scarf, etc)

360 100 520 Non-wearable - toys or items for the home (pillow, holiday decoration, potholder, washcloth, blanket, etc)

360 100 530 Hands for Larger Service - items or clothing to be donated to someone in need

Phase 6

One article showing skills learned, selected from the following options:

*Knitting with four needles

*Knitting combined with fabric or leather

*Knitted lace attached to article

*Garment made from pattern drafted to fit a specific person (submit drafted pattern with exhibit)

*Item made from member's original design (include written instructions with exhibit)

360 100 610 Wearable - garment or personal accessory (hat, purse, bag, scarf, etc)

360 100 620 Non-wearable - Non-wearable item - toys or items for the home (pillow, holiday decoration, potholder, washcloth, blanket, etc)

360 100 630 Hands for Larger Service - items or clothing to be donated to someone in need.

Knitting section continued on next page.

Knitting with Looms, Boards, and Machines Division

Knitting using looms and boards

Beginning skills: One article using beginning skills such as: Cast on, e-wrap (twisted knit stitch), gathering or flat removal method, simple stripe color changes, flat or tubular shapes.

360 200 110 Wearable - garment or personal accessory (hat, purse, bag, scarf, etc)

360 200 120 Non-wearable - toys or items for the home (pillow, blanket, etc)

360 200 130 Hands for Larger Service - item or clothing to be donated to someone in need

Expanding skills: One article showing skills in addition to the beginning skills such as: alternate cast on methods—crochet-on, cable cast on, purl stitch, knit stitch, garter stitch, ribbing, increasing, decreasing, adding or joining tubes, combination round and flat shaped items.

360 200 210 Wearable - garment or personal accessory (hat, purse, bag, scarf, socks, slippers, mittens, sweater, etc.)

360 200 220 Non-wearable - toys (puppet, doll, stuffed animal, doll sweater) or items for the home (pillow, blanket, etc)

360 200 230 Hands for Larger Service - items or clothing to be donated to someone in need

Advanced skills: designs using multiple color(s), seed stitch, rice stitch, moss stitch, box stitch, single chevron, cables, basket weave or checkerboard patterns, creating eyelets or holes

360 200 310 Wearable - garment or personal accessory (hat, purse, bag, scarf, etc)

360 200 320 Non-wearable - toys (puppet, doll, stuffed animal, doll sweater) or items for the home (pillow, blanket, etc)

360 200 330 Hands for Larger Service - item or clothing to be donated to someone in need

Knitting machine - One article made using a knitting machine

360 200 410 Wearable - garment or personal accessory (hat, purse, bag, scarf, etc)

360 200 420 Non-wearable - toys (puppet, doll, stuffed animal, doll sweater) or items for the home (pillow, blanket, etc)

360 200 430 Hands for Larger Service - item or clothing to be donated to someone in need



Felted Knitting Division

Items may be knitted using needles, looms, boards, or machines. Felting may be done by hand or washing machine wet methods and/or dry needle felting techniques.

360 300 110 Beginning - items made with beginning knitting skills including knit and/or purl stitches and single strands of yarn. Simple flat or tube shapes.

360 300 120 Expanding - items made with more expanded knitting skills including use of multiple strands of yarn, inclusion of non-felting yarns, changing colors, attaching simple handles or tabs, adding flat designs with needle felting, etc.

360 300 130 Advanced - items made incorporating more advanced knitting techniques including cables or more difficult knitting patterns, knitting in the round with four needles, I-cord for handles or design pieces, maintaining holes in knitted and felted item, attaching three dimensional design pieces, etc.

Hands For Larger Service classes are unique among 4-H County and State Fair exhibit classes. Items entered in these classes will not be returned to the 4-H member. Items exhibited in these classes will be given to Public Service partners who serve clients from across Oregon (See descriptions in each level).

See "Contest" section for 4-H Fashion Revue info.

Fashion Revue is open

to all 4-Hers enrolled in

Sewing, Knitting & Crocheting

"Ready To Wear" is open to any 4-H member.

To qualify for wool awards attach an "all wool" manufacturer's label or a statement from the merchant or spinner indicating that the yarn is 100% wool or a minimum of 60% wool and no more than 40% other fiber.

~SPECIAL 4-H AWARDS~
KNITTING

Top Knitting Exhibit

In memory of Cleo Fergus, The Fergus-Woolf families

CROCHETING

For County Fair, each member may enter **one entry per class**, based on the phase in which they are enrolled. For State Fair, members may enter up to **three classes (all in the same phase)** based on the phase in which they are enrolled and **one** class in Felted Crochet. To qualify for judging a 4-H Crocheting Exhibit Explanation card must be securely attached to the exhibit. The card requests information about the exhibited item and skills learned in construction. Members must mark skills on the level in which they are enrolled. If they show skills beyond their level, they will not receive extra consideration. Forms are available at county Extension Office and on the OSU State 4-H website:

<http://oregon.4h.oregonstate.edu/node/1855>

Refer to the "4-H Crocheting Project Member Guide" (4-H 962) for detailed information on specific skills to be learned in each phase. A pair of gloves, slippers, etc. is considered one article. Swatches are not acceptable. Judging criteria are outlined on the 4-H Crocheting Check Sheet (40-508), available from the county Extension Office or at website: <http://oregon.4h.oregonstate.edu/node/1855>

Each garment or article must be labeled with the members name, county and project phase. This label should be typed or printed in indelible ink on a piece of white fabric and sewn in or written with indelible ink on painters tape and placed where it can do the least amount of damage. on. This label is in addition to the 4-H exhibit tag.

To qualify for wool awards attach an "all wool" manufacturer's label or a statement from the merchant or spinner indicating that the yarn is 100% wool or a minimum of 60% wool and no more than 40% other fiber.

See "Contest" section for 4-H Fashion Revue info.

Fashion Revue is open to all 4-H'ers enrolled in
Sewing, Knitting & Crocheting

Hands For Larger Service classes are unique among 4-H County and State Fair exhibit classes. Items entered in these classes will not be returned to the 4-H member. Items exhibited in these classes will be given to Public Service partners who serve clients from across Oregon.

Phase 1

One article showing one or more of the following stitches: chain stitch, single crochet, double crochet, or slip stitch.

370 100 110 Wearable - garment or personal accessory (hat, purse, belt, gloves, etc)

370 100 120 Non-wearable - toys or items for the home (coasters, doilies, pillows, holiday decorations, etc)

370 100 130 Hands for Larger Service - item or clothing to be donated to someone in need

Phase 2

One article showing one or more of the following stitches:

Treble crochet, double treble, or v stitch; may be in combination with stitches learned in previous level.

370 100 210 Wearable - garment or personal accessory (hat, purse, belt, gloves, etc)

370 100 220 Non-wearable - toys or items for the home (coasters, doilies, pillows, holiday decorations, etc)

370 100 230 Hands for Larger Service - item or clothing to be donated to someone in need

Phase 3

One article showing one or more of the following stitches:

open or filet mesh, block or solid mesh, long single stitch, shell stitch, shell stitch variation; may be in combination with stitches learned in previous level.

370 100 310 Wearable - garment or personal accessory (hat, purse, belt, gloves, etc)

370 100 320 Non-wearable - toys or items for the home (coasters, doilies, pillows, holiday decorations, etc)

370 100 330 Hands for Larger Service - item or clothing to be donated to someone in need

Phase 4

One article showing one or more of the following stitches:

waffle (or rib) stitch, picot (Irish crochet), cluster, popcorn, star, or puff stitch; may be in combination with stitches learned in previous level.

370 100 410 Wearable - garment or personal accessory

370 100 420 Non-wearable - toys or items for the home

370 100 430 Hands for Larger Service - item or clothing to be donated to someone in need

Phase 5

One article showing one or more of the following stitches:

Tunisian crochet, afghan stitch, hairpin lace, broomstick lace, other stitches made over a space holding tool.

370 100 510 Wearable - garment or personal accessory

370 100 520 Non-wearable - toys or items for the home

370 100 530 Hands for Larger Service - item or clothing to be donated to someone in need

Phase 6

One article showing skills learned, select from the following options:

- An item made from member's original design (include written instructions with exhibit)

- Crocheting combined with fabric or leather

- Item made with fine thread

- Item made with cloth strips rather than yarn

- Item with multi-colored patterns (jacquards) using charts (include copy of chart)

- Garment made from pattern drafted to fit a specific person (submit drafted pattern with exhibit)

370 100 610 Wearable - garment or personal accessory

370 100 620 Non-wearable - toys or items for the home

370 100 630 Hands for Larger Service - item or clothing to be donated to someone in need.



FELTED CROCHET

Felting may be done by hand or washing machine (wet methods) and/or needle felting (dry) techniques.

370 300 110 Beginning - items made with beginning crochet skills and single strands of yarn.

370 300 120 Expanding - items made with more expanded crocheting skills including use of multiple strands of yarn, inclusion of non-felting yarns, changing colors, attaching simple handles or tabs, or adding flat designs with needle felting, etc.

370 300 130 Advanced - items made incorporating more advanced crocheting techniques including more difficult crochet patterns, maintaining holes in crocheted and felted item, or attaching three dimensional design pieces, etc.

~SPECIAL 4-H AWARDS~
CROCHETING

Top Junior Crocheting Exhibit

In memory of Kathleen Woolf, The Fergus-Woolf families

Top Intermediate or Senior Crocheting Exhibit

In memory of Kathleen Woolf, The Fergus-Woolf families

DESIGNING SPACES

Members are encouraged to enter Educational Displays under the *Communications* division, enter Science experiments under the *Science* division (i.e. compare energy use with different types of lighting, water efficient products, use of landscape to heat or cool homes), and enter career exploration, hands for larger service, community outreach projects using designing spaces skills under the *Citizenship and Leadership* division.

For County Fair, each member may enter **one entry per class**, based on the unit in which they are enrolled.

For State Fair members may enter up to **three classes based on the unit in which they are enrolled, one exhibit per class.**

In the Designing Spaces project, items produced by the 4-H member are developed within the context of the over-all design/plan of a specific location. The classes align with the four elements of designing a space: designing a room, furnishing a room, finishing a room, and creating a healthy room environment.

Judging criteria are outlined on the appropriate evaluation form: *Furnishing & Finishing Designing Spaces (340-01)* and *Designing and Making Healthy Designing Spaces (340-02)*. To qualify for judging, a 4-H Designing Spaces Exhibit Explanation card must be attached. The explanation card and evaluation forms are available in county Extension offices or on the State 4-H website at: <http://oregon.4h.oregonstate.edu/node/1855>

In addition to the exhibit tag, each piece of an exhibit must be labeled on the back or bottom with the member's name, county, and exhibit class number.

Note: Fill in blank in class number (__) with corresponding numbers for:

- 1 Junior
- 2 Intermediate
- 3 Senior

Designing a Space

340 100 11_ Design board for a room. Include: color scheme, wall treatment, floor treatment, window treatment, etc OR floor plan for a room. Posters, 24 x 30, or multimedia presentation (on CD). Show what you learned with before and after pictures or diagrams, samples, story, cost comparisons, optional arrangements, etc.

Furnishing a Space

The functional items to furnish a room are made from new, recycled or refurbished items for a specific location, described in details on the explanation card.

340 100 12_ Organizational/storage item for the furnishing of a room.

340 100 13_ Functional textile item for the furnishings of a room, i.e. curtains, rug, quilt.

340 100 14_ Furniture item to furnish a room.

Finishing a Space

These finishing touches for a room are made from new, recycled or refurbished items for a specific location, described in detail on the explanation card.

340 100 15_ Accessory for the walls of a room.

340 100 16_ Accessory for the furnishings of the room (bed, dresser, etc.)

340 100 17_ Accessory for seasonal use in a room.

340 100 18_ Accessory for outdoor use.

Making a Healthy Space

340 100 19_ Problem solving for a space. Identify a problem (as problem windows, storage needs, inconvenient room arrangement, cost comparison, energy conservation, waste management, etc.) Using poster, notebook, multimedia presentation (on CD) or other method, describe the problem and how it was solved.



EXPRESSIVE ARTS

ART

For County Fair, Juniors may enter up to 5 classes, Intermediates up to 7 classes, and Seniors up to 9 classes in both the Original Art Division & the Non-Original Art Division, no more than one entry per class number.

For State Fair, members may enter up to **three** classes in the Original Art division and up to **three** classes in the Non-original Art division, **no more than one entry per class number**. Art has two divisions based on whether the entry is entirely original or includes components that have been designed or created by others. In both divisions, the member will be expected to create their work by applying the elements and principles of design.

Artwork may not be framed with the exception of work done with chalks, charcoals or pastels. If work done with chalks, charcoals or pastels is framed, light weight frames with plastic rather than glass should be used for protection during display. No glass is allowed.

Artwork is to be mounted for display, including jewelry. All jewelry exhibits must be mounted in some way to a board or fabric covered board for display. Matting, spray fixatives and/or over wrap with plastic are acceptable for protection of the artwork. If an item is meant to hang, a hanger that will support the weight of the item must be securely attached. Adhesive plastic hangers are encouraged to protect other artwork. They may be available through the county Extension Office.

All items made from clay (except modeling clay) must be exhibited in the Ceramics and Pottery division.

All work done on an item that is wearable clothing or accessory must be exhibited in a Wearable Art category.

Exhibits should not contain parts that expose the public or volunteers to injury (i.e. .e. sharp edges or points.)

Exhibits are entered and displayed at the risk of the exhibitor; see General 4-H Information—Eligibility.

In addition to the exhibit tag, each piece of an exhibit must be labeled on the back or bottom with the member's name, county and exhibit class number. Exhibits that have more than one piece need to be tied together or connected together in some way so the pieces can be considered as one exhibit.

To qualify for judging, a fully completed (new 4-H Expressive Arts Exhibit Explanation card must be attached. Forms are available at the County Extension Office and at the State 4-H website: <http://oregon.4h.oregonstate.edu/node/1854> Judging criteria are outlined on the Art Project Evaluation Form found at <http://oregon.4h.oregonstate.edu/node/1854>

Public display of exhibits will be at the discretion of 4-H management.

Lego Construction: See “County Only” Art page.

Note: Fill in blank in class number () with corresponding number for

- 1 Junior
- 2 Intermediate
- 3 Senior

Art section continued on next page.



ORIGINAL ART

Member applies the elements and principles of design to create work that is entirely their own.

Drawing and Sketching

231 100 01_ Line drawing - original work using line technique with any drawing medium that can make a distinct line. Medium examples might include pencil, colored pencil, scratch art, pen & ink, felt tip.

231 100 02_ Shaded drawing - original work using shading technique with any drawing medium. Medium examples might include, charcoal, pencil, and colored pencil.

231 100 03_ Line and Shaded drawing— original work using a combination of line and shading techniques.

Painting

231 100 04_ Water Color, Tempera, or Other Water Media

- original painting using a water media (identify media used)

231 100 05_ Acrylic painting - original work - acrylic paint media

231 100 06_ Oil painting - original work using oil paint Media

231 100 18_ Pastels - original work using pastel media

Print Making or Stenciling

231 100 07_ Print or Stencil - original work using print making or stenciling techniques with a design created by the member (Use of purchased commercial stencils is not appropriate.)

Collage or Mosaic

231 100 08_ Collage or Mosaic - original work using collage or mosaic techniques with a design created by the member. Media might include paper, tile, wood, glass, seeds, etc.

Dyeing and Marbling

231 100 09_ Dyeing and Marbling - original work using marbling or dyeing techniques such as batik or dye painting.

Other Two Dimensional Work

231 100 10_ Other Two Dimensional Work - original two dimensional work using techniques other than those listed for classes above. Examples might include cut paper or calligraphy.

Multiple Media - Two Dimensional

231 100 11_ Multiple Media - original two dimensional work that incorporates two or more of the techniques and/or media described above.

Carving

231 100 12_ Carving - original three dimensional work using subtractive techniques in wood, soap, etc.

Casting, Modeling, & Assembling

231 100 13_ Casting, Modeling, Assembling - original three dimensional work using additive techniques. Examples might include metal welding, casting or paper mache.

Other Three Dimensional Work

231 100 14_ Other Three Dimensional Work - original three dimensional work other than carving or casting, modeling and assembling. Examples might include origami and pop-up art structures.

ORIGINAL ART—continued

Wearable and Functional Art

231 100 15_ Wearable clothing - clothing item demonstrating original artwork. Techniques might include painting, dying, beading, etc.

231 100 16_ Wearable accessory - accessory item demonstrating original artwork. Examples include jewelry, hats, purse, footwear, etc. Techniques might include painting, dying, sculpting, beading, enameling, etc.

231 100 17_ Functional item - original work in any technique or media done to create functional but non-wearable items such as bowls, vases, cups, lamps, or other items. Typical media might include metal, wood, or paper.

Digital Illustration

Digital Illustration is the use of digital tools to produce images under the direct manipulation of the artist. It is distinguished from computer-generated art, which is produced by a computer using mathematical models created by the artist. It is also distinct from digital manipulation of photographs in that it is an original construction "from scratch." (Photographic elements may be incorporated into such works, but they are not the primary basis or source for them.)

231 100 19_ Digital Illustration – original work using a digital illustration program or tool to create a vector or pixel-based illustration. Work should be presented in a tangible form (such as a printout) at an appropriate resolution for judging.

NON-ORIGINAL ART

Member applies the elements and principles of design to create work that may incorporate pieces that have been designed or created by others such as instructional patterns, pre-stamped or printed outlines, rubber stamps, commercial stencils, stickers, printed papers, etc. The explanation to the judge should explain how the member made the decisions about how to incorporate these pieces into the total design. **The pre-designed component must not be the total design.**

Note: Fill in blank in class number () with corresponding number for: (1) Junior (2) Intermediate (3) Senior



Painting (Does not include stenciling or etching)

231 100 51_ Painting on wood surface - decorative painting on a wooden surface using any paint medium and the aid of a pre-designed instructional pattern

231 100 52_ Painting on metal, glass, or other non-porous surface - decorative painting on a metal, glass, plastic, or other non-porous surface using any paint medium and the aid of a pre-designed instructional pattern

231 100 53_ Painting on a porous surface - decorative painting on a porous surface using any paint medium and the aid of a pre-designed instructional pattern. Surfaces might include fabric, paper, fiber, plaster or cement.

Stenciling/Printing/Stamping

231 100 54_ Stenciling/Printing/Stamping - work created using stenciling, etching, printing, or stamping techniques with the aid of stencils, forms, stamps or designs that the member did not create themselves. If appropriate, the exhibit may be up to five smaller items that use the same technique based around a theme. (Example: up to 5 note cards using nature stamps)

Drawing/Shading Techniques

231 100 55_ Drawing/Shading Techniques -work created using drawing/shading/texturing and/or three dimensional shaping techniques with the aid of partial photographs or line drawings that the member did not create themselves. Examples include soft metal embossing, woodburning, scratch art or drawing to complete or enhance a partial photo of a subject.

Collage, Decoupage, Assemblage, Scrapbooking

231 100 56_ Collage, Decoupage - two dimensional work created using the aid of pre-designed components such as photographs or printed motifs on paper or fabric. (No scrapbook or memory book pages).

231 100 57_ Assemblage - three dimensional work created using assemblage techniques and components or materials that are pre-formed or designed by someone other than the member themselves. Work should be assembled in a manner that maintains the form as a permanent structure. (No Lego© creations or kits.)

231 100 58_ Scrapbooking - up to two single sided scrapbook or memory book pages based on a single theme. Pages are encouraged to be protected by plastic sleeves. Exhibits with two pages should have the pages securely attached to each other.

Wearable Art

231 100 60_ Wearable clothing - clothing item demonstrating artwork done with the aid of pre-designed components. Techniques might include painting, dying, beading, etc.

231 100 61_ Wearable accessory - accessory item demonstrating artwork done with the aid of some pre-designed components. Examples include jewelry, hats, purses, footwear, etc. Techniques might include painting, dying, sculpting, beading, enameling, etc.

PERFORMING ARTS (not judged)

Exhibitor(s) shall give a performance (sing or sign a song, play an instrument, dance, recite a poem, etc.) for the Fair audience. Exhibitor(s) will perform on Saturday during County Fair Fashion Revue.

Performances must be pre-screened before Fair participation. Contact Extension Agent by July 15th to schedule a time for pre-screening.

231 700 741 Junior (county only)

231 700 742 Intermediate

231 700 743 Senior

231 700 744 Team/Club

Youth interested in participating in the Performing Arts exhibition at State Fair **need to email the state 4-H contact person, by a date yet to be announced.**

Name
County
Grade
Form of Talent (instrumental, dance, singing, etc.)
Phone and email
Preferred time to perform



Performing arts exhibition slots will be filled on a first come-first serve basis. A reminder that these performances will not be judged.

SPECIAL 4-H AWARDS ~ ART

Outstanding Expressive Arts Junior, Intermediate & Senior Exhibits

Citizens Bank, Dallas

Outstanding Wearable Arts Exhibit

(other 4-H areas competing) Grandma's Attic, Dallas

Outstanding Exhibit Using Quilting, Piecing, or Decorative Embellishment,

(other 4-H areas competing) Greenbaum's Quilted Forest, Salem


Outstanding Art Exhibit featuring an Animal,

in memory of Keith Harris, Carol Harris, west Salem

Top Fish Themed Exhibit (Ed display, fish print, fly tying, art, etc.)

in memory of Joe Woolf, the Fergus-Woolf families

FIBER ARTS



Exhibits are classified by technique rather than article. Articles using more than one technique should be exhibited in the class for the technique that is most prominent or that the member desires to be emphasized in the judging.

For County Fair, Juniors may enter up to 5 classes, Intermediates up to 7 classes, and Seniors up to 9 classes, no more than one entry per class number.

For State Fair members may enter up to three classes. Only one article may be exhibited in a class number. Each article should be finished completely, front and back, for final use. Framed and other presentations meant to be hung must have a securely attached appropriate means by which to hang them. No glass is allowed. If article is designed as a pair/set, bring both items fastened together, i.e. set of potholders, pillowcases, etc. Smaller items, such as bracelets, should be mounted for display.

Knitting and crocheting must be entered in knitting and crocheting classes except for projects from handspun yarn or items which have been fulled/felted.

To qualify for judging, a fully completed 4-H Fiber Arts Exhibit Explanation card must be attached. Judging criteria are outlined on the Fiber Arts Exhibit Score Cards. Forms are available in county Extension Offices and on the State 4-H website:

<http://oregon.4h.oregonstate.edu/node/1854>

Note: Fill in blank in class number () with corresponding number for Junior (1), Intermediate (2), or Senior (3).

261 100 10__ Weaving, Projects created by weaving warp and weft fibers. May include off loom or loom methods.

261 100 15__ Basketry, Projects using basket techniques such as coiling, twining, weaving and/or plaiting.

261 100 20__ Spinning, Handspun yarn (minimum of 1 ounce skein of yarn) or projects created from the exhibitor's handspun yarn. Include sample of yarn (12 inches) with project created.

261 100 30__ Felting, Projects made using the exhibitor's homemade felt which is made by hand and/or washing machine methods. Needle felting techniques are included. Projects which have been knit, crocheted, or woven before fulling may be judged separately at the discretion of the judge.

261 100 31__ Felted Embellishment, any item embellished using felting techniques. Base item may be purchased or made by member.

261 100 40__ Macramé & Knotting, Projects made using single and/or multiple knot techniques.

261 100 45__ Braiding, Projects made using braiding techniques. Includes multiple strand braiding, bobbin lace, Japanese braiding, and wheat weaving.

261 100 50__ Hooking, Projects made using hooking techniques. Includes latch hooking, hand hooking, punch hook or needle, and locker hooking.

261 100 60__ Embroidery, Projects using crewel, machine sewn, drawn thread, pulled thread, punch needle, smocking, and other stitchery methods. Must not be cross-stitched or needlepoint.

261 100 61__ Needlepoint, Projects using needlepoint techniques.

261 100 62__ Cross-stitch, Projects using cross-stitch techniques

261 100 70__ Appliquéd Quilts. Quilts of any size made using hand or machine appliqué techniques. Attachment method must involve manipulation of fiber. (Adhesives and paint are not included.) If quilted by someone other than the member, explain on the Fiber Arts exhibit explanation card.

261 100 72__ Appliqué on other items, items other than quilts made using hand or machine appliqué techniques. Might include clothing, wall hangings, pillows, linens, etc. Attachment method must involve manipulation of fiber. (Adhesives and paint are not included). Base item may be purchased or made by member.

261 100 75__ Patchwork Quilts, using kits, Quilts of any size made using piecing techniques such as English, traditional American, Seminole, etc. A kit is a complete "quilt in a bag" where all of the fabrics, the pattern, instructions for embellishment, et. al are all included. The fabric selection and cutting has all be pre-determined by someone other than the member. If *quilted* by someone other than the member, please note this on the Fiber Arts exhibit explanation card.

261 100 76__ Patchwork Quilts, no kits, Quilts of any size made using piecing techniques such as English, traditional American, Seminole, etc. Members may choose to follow a pattern such as Log Cabin, but the fabric selection, fabric layout, and all cutting is done by the member. If the completed item is *quilted* by someone other than the member, please note this on the Fiber Arts Exhibit Explanation card.

261 100 77__ Patchwork on other items, items other than quilts made using piecing techniques such as English, traditional American, Seminole, etc. Might include clothing, wall hangings, pillows, linens, etc.

261 100 80__ Quilting, hand stitched, multi layered projects made using hand quilting stitches. Items should have top layer filling or batting, and bottom layer held together by the hand stitching. All work done by the member.

261 100 81__ Quilting, machine stitched, multi layered projects made using machine quilting stitches. Items should have a top layer, filling or batting, and bottom layer held together by machine stitching. All work done by the member.

261 100 82__ Quilting, tied, multi layered projects made using tying to hold the layers together. Items should have a top layer, filling or batting, and bottom layer held together by the tie stitches.

261 100 90__ Papermaking, Projects resulting from actual papermaking.

SPECIAL 4-H AWARDS ~ FIBER ARTS

Outstanding Fiber Arts Exhibit

McDonald's, Dallas

Outstanding Wearable Arts Exhibit

(other 4-H areas competing)

Grandma's Attic, Dallas

Outstanding Exhibit Using Quilting, Piecing, or Decorative Embellishment, (other 4-H areas competing)

Greenbaum's Quilted Forest, Salem

Outstanding Quilt Exhibit,

Grandma's Attic, Dallas

CAST CERAMICS & POTTERY

For County Fair, Juniors may enter up to 5 classes, Intermediates up to 7 classes, and Seniors up to 9 classes in both the Cast Ceramic & Pottery Divisions, no more than one entry per class number.

For State Fair members may enter up to **three** classes (no more than one entry per class number).

All articles must be labeled with member's name and county. When two articles make up one exhibit, the articles must each be labeled with member's name and county, and must be attached to each other.

To qualify for judging a fully completed 4-H Expressive Arts Exhibit Explanation card must be attached. Forms are available at the county Extension office and on the OSU State 4-H website:

<http://oregon.4h.oregonstate.edu/node/1854>

The Cast Ceramics project is for slip cast items only.

The Pottery project is for hand formed and thrown items only. No green ware or pre-cast molds will be accepted or judged.

NOTE: Fill in the blank in the class number below with the corresponding number for Junior (1), Intermediate (2), or Senior (3).

235 100 11_ Slip cast item made from earthenware, stoneware, or porcelain clays and using a glaze or specialty glaze.

235 100 12_ Slip cast item made from earthenware, stoneware, or porcelain clays and using an underglaze or glaze/underglaze combination.

235 100 13_ Slip cast item made from earthenware, stoneware, or porcelain clays and using an overglaze (including metallic luster & decals).

235 100 14_ Slip cast item made from earthenware, stoneware, or porcelain clays and using unfired finishes, stained.

235 100 15_ Slip cast item made from earthenware, stoneware, or porcelain clays and unfired finishes, chalked.

235 100 16_ Slip cast item made from earthenware, stoneware, or porcelain clays and using one-of-a-kind finish and designs not included in the above classes.

235 100 21_ Pottery or clay work, using a slab technique

235 100 22_ Pottery or clay work, using a pinch technique

235 100 23_ Pottery or clay work, using a coil technique

235 100 24_ Pottery or clay work, using a wheel throwing technique

235 100 25_ Pottery or clay work, using a combination of two or more of the above techniques

235 100 26_ Pottery or clay work, using a low fire glaze

235 100 27_ Pottery or clay work, using a high fire glaze



~SPECIAL 4-H AWARDS~
CERAMICS

Outstanding Ceramic Exhibit
Joyce Reeves, West Salem

LEATHERCRAFT

For County Fair, Juniors may enter up to 5 classes, Intermediates up to 7 classes, and Seniors up to 9 classes, no more than one entry per class number.

For State Fair, members may enter up to **three** classes, **but only one exhibit per class.**

Each exhibit will consist of one article (a pair of gloves, slippers, etc. is considered one article). If a project qualifies for more than one class, the member should decide which part of their work they would like to emphasize by selecting the appropriate class. Overall appearance of the entire article will be considered during judging.

To qualify for judging, a **fully** completed *4-H Expressive Arts Exhibit Explanation Card* must be attached. Forms are available at the county Extension Office or on the State 4-H website at:

<http://oregon.4h.oregonstate.edu/node/1854>

Each article **MUST** be labeled with the member's name, county and exhibit class number. When a pair of articles make up an exhibit, the articles must each be labeled as above and attached to each other.

Note: Fill in blank in class number () with corresponding number for Junior (1), Intermediate (2), or Senior (3).

251 100 01_ Stamping techniques: Demonstrates the use of alphabet stamps, number stamps, and 2-D and 3-D image stamps of any size. Use of the swivel knife and other tools may be incorporated into overall design.

251 100 02_ Floral carving: Demonstrates use of basic tools and carving techniques on designs primarily using elements such as flowers, leaves, seeds, nuts, or scrolls. Basic tools can include, but are not limited to, swivel knife, beveler, veiner, pear shader, camouflage, back-grounder, and seeder. Carving techniques should show proper use of the selected tools to create the overall design. Use of color is allowed.

251 100 03_ Geometric and basketweaves: Demonstrates use of geometric or basketweave tools to create appropriate design. Design may include use of the swivel knife and other tools.

251 100 04_ Figure carving, Pictorial carving, or Embossing Techniques: Demonstrates Figure carving, Pictorial carving, or Embossing techniques. The application of color is appropriate but not required.

251 100 05_ Use of Color: Demonstrates at least one of the following techniques: solid color, antique stain, block dyeing, background dyeing, resist dyeing, air brushing, or use of multiple colors.

251 100 06_ Lacing techniques: Demonstrates assembly of project using appropriate lacing techniques.



251 100 07_ Stitching: Demonstrates assembly of project using appropriate hand or machine stitching techniques. If appropriate, edges of project must be rounded with an edging tool and burnished or slicked. Edge dye may be applied but is not required.

251 100 08_ Edging: Demonstrates appropriate rounding of edges and burnishing or slicking techniques. Edge dye may be applied but is not required.

251 100 09_ Hardware Application: Demonstrates appropriate application of hardware such as snaps, rivets, buckles, D-rings, clasps, 3 ring binders, key mounts, bar clamps, spots, conchos, etc.

251 100 10_ Advanced techniques: Includes filigree, designing own tooling pattern, designing and cutting of interior pieces or lining, cutting project from hide or leather, rolled edges, folding, skiving, molding, lining application, and zipper installation. The advanced technique should be a major or important element of the overall project.

251 100 11_ Major Article: Should show the ability to handle an advanced project that includes skills from at least 3 of the other classes.

251 100 12_ Other creative techniques: project demonstrates creative techniques such as Pyrography (burning), braiding, knot work, sculpting and molding, or appliqué.

PHOTOGRAPHY

Vicki & Emilee Pope—(503) 623-6880
4-H Photography Resource



The following classes are for still photography. Video projects should be entered under Communications.

All photos must have been originally taken by the member. Public display of exhibits will be at the discretion of 4-H management.

Exhibits are entered and displayed at the risk of the exhibitor. To qualify for judging, a **fully** completed *4-H Photography Exhibit Explanation card* (241-01) must be attached. Judging criteria are outlined on the Photography Exhibit Score Sheet (241-02). Forms are available at the county Extension Office and on the State 4-H website:

<http://oregon.4h.oregonstate.edu/node/1854>

Photography classes are divided by subject matter or technique. If a photo includes more than one type of subject (i.e. people and animals), the member should decide which category is the most appropriate. Digital and film photos will be included in the same class except as restricted by the class description. Color and black & white images will be included in the same class according to subject or technique.

All single images must have one side, the shorter side, no less than 5 inches. The final exhibit size including either mount or mat must be no less than 8"x10" and may not exceed 16"x20". Any commercially available pre-cut mats that accommodate these size ranges are acceptable. Mats cut by the member must meet the size specifications.

Photos must be either mounted or matted with a rigid backing. Anything firm or stiff to protect the photos on the backside, *which does not show*, such as foam core or rigid cardboard, is required. Photos cannot come in only matted, the photos must have a backing for protection. The surface *which shows* from behind mounted only photos or around matted photos must be mat board. Poster board is not acceptable for mounting or matting.

Exceptions to photos size limits include:

Panoramic - photos must be **at least** twice as long in one direction as they are in the other direction. Matted or mounted exhibit must not exceed 16"x20".

Series or Story - may include photos of any size mounted on a single board must not exceed 16" x 20

Creative Process - original image may be 4" x 6"; final image (no less than 5 inches on the shorter side of photo). Final exhibit, showing both photos mounted on the front, must not exceed 16" x 20".

Creative uses - size determined by the use.

Captions must not be used except in:

- * **Series or Story**
- * **Creative Process**
- * **Scavenger Hunt**

No additions or embellishments to mats or mounts.
No plastic covered pictures.
No frames are allowed in any class.
No date imprints are allowed in photos.

If selected for State Fair, exhibits must be ready for hanging. Adhesive plastic hangers are recommended. Attach plastic hangers with about 1/2 inch exposed over the top center of the exhibit. For larger exhibits, use two hangers on right and left corners of the exhibit with the 1/2 inch exposed. If the weight of the exhibit requires more support, use additional secure hangers, but be sure they are taped or covered in a manner to protect other exhibits from damage if exhibits are stacked.

Exhibitor's name, county, and the class number must be printed on the back of the exhibit. The club Scavenger Hunt exhibit must be entered under the club name and have the names of all club members participating listed on the back.

For County Fair Only

241 900 011 Juniors, exhibitors limited to **5** separate photo types
241 900 012 Intermediates, exhibitors limited to **7** separate photo types
241 900 013 Seniors, exhibitors limited to **9** separate photo types
241 900 014 Club (for Scavenger Hunt class only)

County Note: You do not have to designate what type of photo(s) you are bringing to County Fair. No more than one entry per class shown below and on next page.

For State Fair: Members may qualify up to **two** classes (no more than one entry per class) and be part of a club entry.

PHOTOGRAPHY CLASSES

Landscape - single image featuring an expanse of scenery (layout and features of land or water); could include sunsets, seascapes, day or night scenes.

People - single image featuring a person or people in formal or informal settings.

Animals - single image featuring one or more animals.

Plants - single image featuring plants, flowers, leaves, trees, etc.

Architectural - single image featuring man-made structures such as buildings, bridges, etc. No sculptures or garden art.

Photography section continued on next page

Other Interesting Subject - single image featuring subjects of interest that do not fit in the above classes

Texture - single image featuring the texture(s) of an object or subject, with emphasis on the use of light, angle and composition.

Still Life - single image featuring an arrangement of objects (incapable of movement on their own), which are arranged by the photographer, with emphasis on the use of lighting and composition.

Action/Movement - single image capturing a subject that is in motion.

Panoramic - single image of any subject, produced in panoramic format either in the camera or by cropping, where the panoramic ratio adds to the effect of the image.

Series or Story - multiple print images (maximum 20) of any size or shape that depict a series (several images on one topic) or tell a story (showing several steps of an event or activity) mounted on one story board not to exceed 16" x 20". Captions are optional. Photo album pages or memory book pages are not allowed.

Creative process - single image that has been changed or altered through either film or digital processing or printing techniques. Includes computer enhancement **beyond** basic corrections of cropping, color and brightness correction, and red eye removal. Both the original image and the final image must show on the front of the exhibit. Must include an explanation of the creative techniques used.

Special Effects- single image showing a special effect achieved with the camera during the capture of the image, i.e., camera angle, light, subject placement, filters, focus alterations, etc. Must include an explanation of the special effect techniques used.

Darkroom Skills - single image produced by the member using a darkroom and developing or printing techniques (not computer manipulation). Must include an explanation of the techniques used.

Creative Uses - one item showing the use or display of images in a creative manner. Images and the item must be the work of the member. Possibilities include: transfer to fabric, statuettes, 3-D display, note cards, page from photo album or memory book, etc.

Scavenger Hunt - select and mount the required number of images (any size photo; one image per subject or technique; must not exceed 16" x 20" mount). Images should demonstrate the chosen subjects or techniques from the list below. Label each image with the represented subject or technique. Select from these possibilities:

Subjects:

water	color	light	shadow
texture	seasons	shapes	night
emotion	motion		

Techniques:

depth of field forced perspective light sources

- (1) **Junior** - select 4 different subjects or techniques
- (2) **Intermediate** - select 6 different subjects or techniques
- (3) **Senior** - select 8 different subjects or techniques
- (4) **Club** - two or more members) select 8 or more different subjects or techniques.

241 100 18_ Self Portrait (Selfie) – single image of the photographer made by the photographer. May include others in the photo. Photo should “memorialize” a time and/or place for the photographer and an explanation **MUST** be included on the entry card.



County Only

Fill in blank in class number () with the corresponding number for Junior, Intermediate, or Senior

- 1 Junior
- 2 Intermediate
- 3 Senior

241 100 20_ Cellular Device/Tablet Photography - Single Photo - single image captured with a cellular, smartphone or tablet device. Members may use photo editing programs such as Instagram, Afterlight, Overgram, PicLab HD, etc. to create visual effects for their image if they so choose. Creative possibilities are optional and open to anything you can apply with your device. Member must include an explanation of the creative techniques and program used.

241 100 21_ Cellular Device/Tablet Photography - Collages - multiple images all captured with a cellular, smartphone, or tablet device. Members may use photo editing programs and collage creating programs such as PicStitch, Photo Grid, Pic Collage, etc. to create their collages if they so chose. Creative possibilities are optional and open to anything you can apply with your device. Member must include an explanation of the programs used and their photo choices for the collage.

~ SPECIAL + H AWARDS ~
PHOTOGRAPHY

Top Junior Photography Entry
Northstar General Contractor, Keizer

Top Intermediate Photography Entry
Northstar General Contractor, Keizer

Top Senior Photography Entry
Northstar General Contractor, Keizer

CAKE DECORATING

For County Fair members may enter one exhibit per class based on the phase in which they are entered.

For State Fair members may enter up to **two** classes (no more than one entry per class number).

Cake decorating is limited to all icing work. All items on cake must be made from frosting, not fondant, candies or any other shaped 3-dimensional items. Exhibits must be displayed on a disposable plate or board. Exhibits must be packaged in a box, by the exhibitor, for easy transport. Cake boxes or other cardboard boxes utilized should be close in size to the exhibit and be packed for stacking and handling. Exhibits not prepared for transport (if selected for State Fair) may be left behind at county staff discretion)

In addition to the exhibit tag, each piece of an exhibit must be labeled on the back or bottom with the member's name, county, and exhibit class number. Public display of exhibits will be at the discretion of 4-H management.

To qualify for judging, a fully completed 4-H Expressive Arts Exhibit Explanation (new for 2104) card, or a 4-H Educational Display Explanation card (for poster classes) must be attached. Forms are available in the Polk County Extension Office and at the State 4-H website:

<http://oregon.4h.oregonstate.edu/node/1854> Judging criteria are outlined on the 4-H Cake Decorating Exhibit Score Sheet found at,

<http://oregon.4h.oregonstate.edu/node/1854>

Cake Decorating

Member applies the elements and principles of design to create work that is entirely their own.

Phase 1, demonstrate use of 3 tips

236 101 010 Decorated Flat Cookie -
a decorated 4"- 6" cookie, any shape.

236 101 020 Decorated Flat Cake Design -
decorate an 8" x 12" design on a 9 1/2" x 13 1/2" flat board wrapped in wax paper. Decorate this space as if it was the top of a cake. The design should include proper use of 3 different tips: writing tip, leaf tip, star tip, or drop flower tip.

236 101 030 Educational poster -
showing or explaining something you have made, learned or did in your cake decorating project. Posters must not exceed 24" x 30".

Phase 2, demonstrate use of 4 tips

236 102 010 Decorated Cupcake -
a decorated cupcake

236 102 020 Decorated Flat Cake Design -
decorate an 8" x 12" design on a 9 1/2" x 13 1/2" flat board wrapped in wax paper. Decorate this space as if it was the top of a cake. The design should include proper use of 4 different tips: writing tip, leaf tip, star tip, and petal tip.

236 102 030 Educational Poster -
showing or explaining something you have made, learned or did in your cake decorating project. Posters must not exceed 24 x 30".

Phase 3, demonstrate use of multiple tips

236 103 010 Decorated 8" Layer Cake -
a decorated 8" round Styrofoam cake form

236 103 020 Decorated Flat Cake Design -
decorate an 8" x 12" design on a 9 1/2" x 13 1/2" flat board wrapped in wax paper. Decorate this space as if it was the top of a cake. The design should include a minimum of 5 flowers, a border, and proper use of writing tip, leaf tip, star tip, petal tip, and other variety tips.

236 103 030 Educational Poster -
showing or explaining something you have made, learned or did in your cake decorating project. Posters must not exceed 24" x 30".

See the
Cake Decorating Contest
in the
Contest Section of this 4-H Fairbook.



COUNTY ONLY EXPRESSIVE ARTS & MORE

Open to all currently enrolled Polk County 4-H'er's

CREATIVE WRITING

POETRY (County Only)

1. More than one poem on a sheet may be accepted as long as the total length of all poems does not exceed one 8 1/2" x 11" sheet.
2. Only one side of the paper may be used, and margins must be no less than 1 inch left, right, top and bottom.
3. Entries must be typed, processor printed or printed clearly and legibly by hand on unlined white paper. Font size not less than 11 point.
4. The exhibition copy should be matted on photo-type matting.
5. Entries will be judged on originality of thought, imagery, use of language, use of poetic devices and overall impact.

231 100 711 Junior

231 100 712 Intermediate

231 100 713 Senior

SHORT STORY (County only)

1. One short story, not to exceed two 8 1/2" x 11" sheets of paper.
2. Only one side of the paper may be used, and margins must be no less than 1 inch left, right, top and bottom.
3. Entries must be typed, processor printed, or printed clearly and legibly by hand on unlined white paper. Font size not less than 11 point.
4. Entries will be judged on originality of thought, imagery, use of language, and overall impact.

231 100 721 Junior

231 100 722 Intermediate

231 100 723 Senior

HAIKU (County Only)

1. A Japanese verse form of three unrhymed lines of 5, 7 and 5 syllables respectively (total 17 syllables), usually on some subject in nature. A poem in this form.
2. Not to exceed one 8 1/2" x 11" sheet of paper.
3. Margins must be no less than 1 inch left, right, top and bottom.
4. Entries must be typed, processor printed, or printed clearly and legibly by hand on unlined white paper. Font size not less than 11 point.
5. Should be matted on photo-type matting.
6. Entries will be judged on originality of thought, imagery, use of language, use of poetic devices and overall impact.

231 100 731 Junior

231 100 732 Intermediate

231 100 733 Senior

LEGO CONSTRUCTION (County Only)

This class is to accommodate Lego Construction projects that do not fit in regular Art 3-Dimensional classes. Members will be expected to create their work by applying elements and principles of design. Exhibit must have a Lego Exhibit Explanation Card (available at the Polk County Extension Office) attached.

In addition to the exhibit tag, each piece of an exhibit must be labeled on the back or bottom with the member's name, county and exhibit class number. Exhibits that have more than one piece need to be tied together or connected together in some way so the pieces can be considered as one exhibit.



Exhibits should be in an appropriate container suitable for display. It should keep exhibits together and protected.

231 100 751 Junior

231 100 752 Intermediate

231 100 753 Senior

COLLECTIONS (County Only)

Many people collect things, like salt and pepper shakers, tea pots, spoons, hats, etc. Share your passion! (Please, no items of high value, i.e. stamps, coins, etc.) Display to include educational poster providing explanation to the public and small display of items. Contact the Extension Office for further details.

000 115 100 Cloverbuds

000 115 101 Juniors

000 115 102 Intermediates

000 115 103 Seniors

000 115 104 Team/Club

HORTICULTURE

CONTAINER GARDENING

Diane Ostrom ~ (503) 838-2980
Horticulture Superintendent

Read the explanations and guidelines thoroughly in this Horticulture Section.

All Horticultural exhibits must be in place by 9 a.m., Thursday. When the Horticulture Superintendent announces that judging has begun, no one other than the judge or superintendent, or their assistant(s) are allowed in the roped off exhibit area.

Plants entered in Container Gardening must be grown by the exhibitor. Exhibitors may enter only **one** exhibit in each class number. Member's name and county should be securely attached to the bottom of each container. Exhibits exceeding 30 pounds or measuring larger than 30" x 30" will not be accepted. The Container Garden Explanation Card (716-02) must be firmly attached to the exhibit and **covered with a closeable sandwich bag (ziplock) to keep the card dry**. Please attach to the container with clear packaging tape or duct tape. Selection of herbs is the choice of the 4-H Member.

Exhibitors should use the online publication *Select and Prepare Herbs for Exhibit (4H 2335)* as reference. It can be found at: <https://catalog.extension.oregonstate.edu/4-h2335> Herb tables are found in the *Michigan 4-H Guide to Herb Gardening (4-H 2329)*, however any herb available in your area of the state may be exhibited. Junior herb container garden must include 2 herbs from different species. Intermediate herb container garden must include at least 3 herbs from different species. Senior herb container garden must include at least 4 herbs of different species. Judging criteria are outlined on 4-H Container Garden Exhibit Score Card (40-640) available at County Extension office or on the State 4-H website at: <http://oregon.4h.oregonstate.edu/node/1856>

Container exhibits will be cared for by 4-H volunteers at Fair. The 4-H program cannot be responsible for the condition of the plant when it is returned from County or State Fair.

Container Gardening, Junior

- 716 115 001 Terrarium (closed container)
- 716 115 021 Dish Garden (cacti & succulents, more than 1 plant)
- 716 114 031 Houseplant (1 plant)
- 716 113 041 Patio Plant (1 outdoor plant in a container)
- 716 113 141 Patio Planter (more than 1 outdoor plant, can be combination of annuals, perennials, herbs and/or vegetables)
- 716 112 051 Potted Vegetable
- 716 116 001 Potted Herbs, (Must be 2 herbs)
- 716 117 061 Other, for exhibits that do not fit in above classes.

Container Gardening, Intermediate

- 716 115 012 Terrarium (closed container)
- 716 115 022 Dish Garden (cacti & succulents, more than 1 plant)
- 716 114 032 Houseplant (1 plant)
- 716 113 042 Patio Plant (1 outdoor plant in a container)
- 716 113 142 Patio Planter (more than 1 outdoor plant, can be combination of annuals, perennials, herbs, and/or vegetables)
- 716 112 052 Potted Vegetable
- 716 116 002 Potted Herbs (must include 3 herbs)
- 716 117 062 Other, for exhibits that do not fit in above classes
- 716 200 012 Display. An experiment with plant(s) in containers. Exhibit must show and include a written explanation of what was done and a summary of what was learned. Display not to exceed 30" wide x 24" deep x 36" high.

Container Gardening, Senior

- 716 115 013 Terrarium (closed container)
- 716 115 023 Dish Garden (cacti & succulents, more than 1 plant)
- 716 114 033 Houseplant (1 plant)
- 716 113 043 Patio Plant (1 outdoor plant in a container)
- 716 113 143 Patio Planter (more than 1 outdoor plant, can be combination of annuals, perennials, herbs, and/or vegetables)
- 716 112 053 Potted Vegetable
- 716 116 003 Potted Herbs (must include 4 herbs)
- 716 117 063 Other, for exhibits that do not fit in the above classes.
- 716 200 013 Display. An experiment with plant(s) in containers. Exhibit must show and include a written explanation of what was done and a summary of what was learned. Display not to exceed 30" wide x 24" deep & 36" high.
- 716 300 013 Commercial exhibit of plants (flat or market package). Include planting dates, costs incurred, and suggested retail pricing.



~ SPECIAL 4-H AWARDS ~
CONTAINER GARDEN

Outstanding Horticulture Exhibit
(other Horticulture areas competing)
Polk County Women for Agriculture

FLOWERS & ORNAMENTALS

Diane Ostrom ~ (503) 838-2980
Horticulture Superintendent

Read the explanations and guidelines thoroughly in this Horticulture Section.

All Horticultural exhibits must be in place by 9 a.m., Thursday. When the Horticulture Superintendent announces that judging has begun, no one other than the judge or superintendent, or their assistant(s) are allowed in the roped off exhibit area.

The class and kind of flower must appear on the exhibit tag attached to the exhibit. The number of flowers required for each exhibit can be found in parentheses after each flower type. In an exhibit of 3 blooms, all blooms must be the same color. **Each flower is to have foliage attached or include foliage.** Exhibitors can enter only **one** entry of each of the flowers listed below "Other, Perennial Cut Flowers" and the "Other, Annual Cut Flowers". Exhibitors may show all or a portion of their allowed/allotted flower exhibits in either of the Other classes.

For County Fair, each member may enter **one entry per class**, based on the phase in which they are enrolled. **The total number of cut flower exhibits may not exceed 5 for Juniors, 7 for Intermediates, or 9 for Seniors.** Each exhibit will receive a ribbon. For State Fair: **The total number of cut flower exhibits may not exceed 3 for Juniors, 4 for Intermediates, or 5 for Seniors.** Each exhibit will receive a ribbon.

Containers will be furnished for cut flowers. Arrangement exhibits will be displayed in the container provided by the exhibitor. Exhibitors may use a holding device to secure arrangements. Judging criteria are outlined on *4-H Cut Flowers Exhibit Score Card (713-01)* and the *4-H Floral Arrangement Exhibit Score Card (713-02)*, available at the county Extension office and on the State 4-H website at <http://oregon.4h.oregonstate.edu/node/1856>

Types - number of stems required in parentheses

Asters (3) Blooms	Snapdragons (3) Spikes
Bachelor Buttons (3) Blooms	Statice (1) Spray
Calendulas (3) Blooms	Straw Flowers (1) Stem
Chrysanthemums (1) Spray	Sunflowers, (1) Bloom
Cosmos (3) Blooms	Zinnias (3) Blooms
Dahlias, under 3" disbudded (3)	Other, Perennial Cut Flowers
Dahlias, 3-6" dia. disbudded (1)	Other, Annual Cut Flowers
Dahlias, 6" & over disbudded (1)	
Gladiolus (1) Spike	
Gloriosa Daisy (3) Blooms	
Lilies (1) Stalk	
Marigold, African (1) Bloom	
Marigold, French (3) Stems	
Nasturtiums (3) Blooms	
Petunia (3) Stems	
Roses, Miniature (1) Spray	
Roses, grown in clusters (more than three blooms) (1) Spray	
Roses, hybrid tea disbudded (1) Bloom	
Roses, Other (1) Bloom	



DEFINITIONS

- Bloom:** an individual flower, one blossom to a stem
Spike: a stalk carrying many stemless or nearly stemless flowers
Spray: a portion of a plant with a number of flowers on one.
Stem: a stem with one or more flowers.
Disbudded: removal of the lateral buds along the stem of the flower

CUT FLOWERS

County Note: You do not have to designate what type of cut flower(s) you are bringing to Fair.

- 713 100 011 **Juniors**, exhibitors limited to 3 separate flower types
713 100 012 **Intermediates**, exhibitors limited to 4 separate flower types
713 100 013 **Seniors**, exhibitors limited to 5 separate flower types

ARRANGEMENTS

Flowers may be grown or purchased by the exhibitor

- 713 420 011 **Juniors**, arrangement of fresh flowers in a suitable container
713 420 012 **Intermediates**, arrangement of fresh flowers, any choice of design
713 420 013 **Seniors**, arrangement of fresh flowers, any choice of design
713 420 023 **Seniors**, arrangement of fresh flowers with theme **"Star Wars"**
713 420 033 **Seniors**, miniature arrangement using dried or fresh materials, no larger than 8" x 8" x 8"

DRIED MATERIALS

Materials may be grown or purchased by the exhibitor.

- 713 130 041 **Juniors**, arrangement of dried materials.
713 130 042 **Intermediates**, arrangement of dried materials.
713 130 043 **Seniors**, arrangement of dried materials.

BOUTONNIERES, CORSAGES & NOSEGAYS (County Only)

Boutonniere

Flower corsage suitable for a male. Typically includes flowers, greenery, possibly a ribbon, and ability to attach to a shirt or jacket.

- 713 420 041 Juniors
713 420 042 Intermediates
713 420 043 Seniors

Corsage

Flower corsage suitable for a female. Typically involves multiple flowers, greenery, possibly a ribbon, and ability to attach to clothing, wrist or hair.

- 713 420 051 Juniors
713 420 052 Intermediates
713 420 053 Seniors

Nosegay

Group of flowers gathered together with the intention to carry it as a bouquet for a special event. May include greenery, other filler and ribbon.

- 713 420 061 Juniors
713 420 062 Intermediates
713 420 063 Seniors

~ SPECIAL 4-H AWARDS ~ FLOWERS & ORNAMENTALS

Top Junior, Intermediate, & Senior Cut Flower Exhibits

Monmouth Garden Club

Outstanding Dahlia Cut Flower Exhibit

in memory of Barry Ostrom, Heart of Oregon Payroll Assoc.

Outstanding Flower Arrangement

Diane Ostrom, Monmouth

Outstanding Horticulture Exhibit

(*other horticulture areas competing*), Polk County Women for Ag

HERBS

Diane Ostrom ~ (503) 838-2980
Horticulture Superintendent

Herbs must be grown by the exhibitor. For County Fair, each member may enter **one entry per class**, based on the phase in which they are enrolled. For State Fair: Exhibitors may enter **only one exhibit in each class number**. A Herb Dried, Fresh-Cut Explanation Card (712-06) must be firmly attached to all herb exhibits which are judged by the criteria in Herb Fresh Exhibit Score Sheet (712-05) and Herb Dried Exhibit Score Sheet (712-04) which are available at the county Extension office or on the State 4-H website <http://oregon.4h.oregonstate.edu/node/1856>

The publication *Select and Prepare Herbs for Exhibit (4-H 2335)* should be used by exhibitors as reference which is online at <https://catalog.extension.oregonstate.edu/4-h2335> Selection of herbs is the choice of the 4-H member. Any herb available in your area of the state may be exhibited. A list of herbs that could be selected for exhibits is listed in the *Michigan 4-H Guide To Herb Gardening (4-H 2329)* but may be taken from any table any year.



HERBS EXHIBITS, FRESH CUT

Fresh cut herbs with their own vegetables class, such as onions and garlic, should be exhibited in that class, not in the Fresh Cut Herb classes.

712 117 001 Herbs, Fresh Cut, Junior (one bunch with stems one inch in diameter)

712 117 011 Cut Herb Collection, Junior (include 3 different herbs in same amounts as fresh cut exhibit)

712 117 002 Herbs, Fresh Cut, Intermediate (one bunch with stems one inch in diameter)

712 117 012 Cut Herb Collection, Intermediate (include 4 different herbs in same amounts as fresh cut exhibit, 1 that is new this year.)

712 117 003 Herbs, Fresh Cut, Senior (one bunch with stems one inch in diameter)

712 117 013 Cut Herb Collection, Senior (include 5 different herbs in same amounts as fresh cut exhibit, 2 which are new this year.)

HERB EXHIBIT, DRIED

The information card must include drying method. Basil, chives, dill leaves, fennel and parsley should not be exhibited dried because they are best preserved by freezing. Display all herbs in a self-closing bag: one inch bunch secured with a twist tie or three tablespoons dried leaves or one tablespoon of dried seeds.

712 118 001 Herbs, Dried, Junior, Display all herbs in a self-closing bag: one inch bunch secured with a twist tie or three tablespoons dried leaves or one tablespoon of dried seeds.

712 118 011 Herbs, Dried Collection, Junior (3 herbs in same amounts as dried herb exhibit)

712 118 002 Herbs, Dried, Intermediate, Display all herbs in a self-closing bag: one inch bunch secured with a twist tie or three tablespoons dried leaves or one tablespoon of dried seeds.

712 118 012 Herbs, Dried Collection, Intermediate (4 herbs in same amounts as dried herb exhibit, 1 which is new this year)

712 118 003 Herbs, Dried, Senior, Display all herbs in a self-closing bag: one inch bunch, secured with a twist tie or three tablespoons of dried leaves or one tablespoon of dried seeds.

712 118 013 Herbs, Dried Collection, Senior (5 herbs in same amounts as dried herb exhibit, 2 which are new this year)

Note: You may do an Educational Display or Presentation for your Horticulture Project. Please see the Educational Displays and Presentation Sections near the end of this Fairbook.

SPECIAL 4-H AWARDS ~ HERBS

Top Herb Exhibit

Greenthumbers 4-H Club

Outstanding Horticulture Exhibit

(other Horticulture areas competing)

Polk County Women for Agriculture

VEGETABLES

Diane Ostrom ~ (503) 838-2980
Horticulture Superintendent



The publication "Selecting and Preparing Vegetables for Exhibit" 4-H 2334, should be used by exhibitors as a reference **except for the specific numbers of vegetables required for plate and collection exhibits which is listed below.** This publication specifies the number of vegetables required for plate and collection exhibits and also provides tips for selecting and preparing vegetables for exhibit.

Judging criteria are outlined on the 4-H Vegetable Collection Exhibit (712-01) and the 4-H Vegetable Garden Exhibit Score Card (712-02). The Vegetable Exhibit/collection Explanation Card (712-07) is to be attached to each exhibit. These publications are available at the County Extension office or on the State 4-H website at: <http://oregon.4h.oregonstate.edu/node/1856>

Note that exhibitors can enter only **one** exhibit in each class with the exception of "Other".

Plate Exhibits will be exhibited on 9" paper plates. Vegetable Collection Exhibits must fit on a tray 18 1/2" x 14 1/2" x 2 3/4". Paper plates and trays will be provided. Each exhibit will receive a ribbon.

VEGETABLES

Classes - Number of vegetables required in parentheses.

Beans, Snap (Wax, Italian, Green) (5)
Beans, Other (Dry, Horticulture, Limas, Purple) (5)
Beets (5)
Broccoli (1) Main Head or (5) Side Shoots
Carrots (5)
Corn, Sweet (2)
Cucumbers, Slicing (Lemon, Burpless, Slicing varieties) (2)
Cucumbers, Pickling (5)
Garlic, Regular (2) Elephant (1)
Kohlrabi (2)
Lettuce (1 plant) leaf lettuce in vase of water
Onions, Bulb (3)
Onions, Green (5 onions)
Peas, in pod (5)
Peppers, Bell or Sweet (2)
Peppers, Hot (5)
Potatoes (5)
Pumpkins (1)
Squash, Summer Crookneck (2)
Squash, Summer Zucchini (2)
Squash, Winter (1)
Tomato, Large (over 2" in size including large Romas) (3)
Tomatoes, Small (Cherry and others under 2" in size) (5)
Tomato, other (5)
Turnips (2)
Other, # (refer to 4-H 2334)

Note: You do not have to designate what type of vegetable(s) you are bringing to Fair.

VEGETABLE EXHIBITS - Junior

Note: For County Fair 4-H members may enter a maximum of **5** plate exhibits, in addition to one vegetable collection.

Note: For State Fair 4-H members may enter a maximum of **3** plate exhibits, in addition to one vegetable collection.

712 100 011 Plate Exhibit of one Type

712 100 021 Vegetable Collection Exhibit - Include 3 different vegetables in same amounts required as in plate exhibits.

VEGETABLE EXHIBITS - Intermediate

Note: For County Fair 4-H members may enter a maximum of **7** plate exhibits, in addition to their choice of a vegetable collection exhibit or poster display.

Note: For State Fair 4-H members may enter a maximum of **4** plate exhibits, in addition to their choice of a vegetable collection exhibit or poster display.

712 100 012 Plate Exhibit of one Type

712 100 022 Vegetable Collection Exhibit - Include 4 different vegetables in same amounts required as in plate exhibits.

712 100 032 Poster or Display describing results of 4-H member's experimental garden. **Display not to exceed 30" wide x 24" deep x 36" high.**

VEGETABLE EXHIBITS - Senior

Note: For County Fair 4-H members may enter a maximum of **9** plate exhibits, in addition to their choice of a vegetable collection exhibit, commercial display, or educational display.

Note: For State Fair 4-H members may enter a maximum of **5** plate exhibits, in addition to their choice of a vegetable collection exhibit, commercial display, or educational display.

712 100 013 Plate Exhibit of one Type

712 100 023 Vegetable Collection Exhibit - Include five different vegetables in same amounts required as in plate exhibits.

712 100 033 Commercial Display - Include 10 lb. Unit of produce with record of costs of commercial garden.

712 200 043 Educational Display describing the experimental design and results of and experiment in commercial gardening.

Display not to exceed 30" wide x 24" deep x 36" high.

SPECIAL 4-H AWARDS ~ VEGETABLES

Top Junior, Intermediate, & Senior Vegetable Exhibits
The Achievers 4-H Club

Outstanding Horticulture Exhibit
(other horticulture areas competing)
Polk County Women for Agriculture

NATURAL SCIENCES

AQUATIC ECOLOGY & ANGLER EDUCATION

AQUATIC MACRO-INVERTEBRATE SPECIMENS

Macro-invertebrates, regardless of developmental stage, serve as an energy source in fresh water (lakes, ponds, streams, rivers) fisheries. They include but are not limited to: eggs, larvae, nymphs, scuds, leeches, stoneflies, caddis flies, mosquitoes, dragonflies, hellgrammites, etc. Specimen photos or drawings of specimens may be displayed in a three ring binder. Photos and drawings must be the original work of the exhibitor. Preserved specimens are to be displayed in specimen jars in display boxes. Each specimen, including photos or drawings, requires a label be affixed to the display box or page for easy reading. Labels (3/4"x1 1/2") on preserved specimens, photos or drawings are to include the name of the collector, date collected/photographed/drawn, order name, common name, name of body of water from which specimen was found, county and state.

Label Example:

Collector/Date:	J. Smith 01/01/01
Order Name:	Ephemeroptera
Common Name/Stage:	Mayfly Adult or Nymph
Body of Water:	Lost Lake
County/State:	Hood River, OR

Phases are based on the number of specimens exhibited. Each collection is progressive. Exhibitors are expected to add 5 new preserved specimens, photographs, or drawings to their exhibit each year, in addition to those exhibited the previous year. Exhibitors are not able to combine preserved specimens, photographs, or drawings as a single exhibit.

The entries must be accompanied by a 4-H Aquatic Ecology & Angler Education Explanation Card (451-07, revised 2014) available on the state 4-H website at <http://oregon.4h.oregonstate.edu/node/1857>

Phase 1 Members display 10 to 20 specimens.

451 100 181 Preserved specimens displayed in specimen jars in display boxes

451 200 181 Photographs of specimens displayed in a notebook

451 300 181 Original Drawings of specimens displayed in a notebook

Phase 2 Members display 21 to 35 specimens.

451 100 182 Preserved specimens displayed in specimen jars in display boxes

451 200 182 Photographs of specimens displayed in a notebook

451 300 182 Original Drawings of specimens displayed in a notebook

Phase 3 Members display 36 to 50 specimens.

451 100 183 Preserved specimens displayed in specimen jars in display boxes

451 200 183 Photographs of specimens displayed in a notebook

451 300 183 Original Drawings of specimens displayed in a notebook

Class info continued in column to right

Judging criteria are outlined on an Aquatic Macro-invertebrates Score Sheet (451-01, revised 2014), available at the county Extension office or on the State 4-H website at <http://oregon.4h.oregonstate.edu/node/1857>

COMMON KNOTS

Knots are defined as those needed to secure line from a reel to terminal tackle. They are limited to Arbor Knot, Blood Knot, Dropper Loop, Clinch or Improved Clinch Knot, Nail Knot, Palomar Knot, Perfection Loop, Rapala Knot, Snell Knot, Double Surgeon's, Surgeon's Loop, Trilene Knot, Uni-Knot. Each knot must be represented in two mediums. One (large scale) knot must be tied using white cordage no smaller than 1/8" and no larger than 1/4" in diameter. The (normal scale) second knot is to be tied to a barbless hook using the appropriate material as it would be used in fishing (monofilament, Dacron backing, fly line, etc.) Knots must be labeled with name and displayed on an 8.5" X 11" matte board.

The entries must be accompanied by a 4-H Aquatic Ecology & Angler Education Explanation Card (451-07, revised 2014) available on the state 4-H website at <http://oregon.4h.oregonstate.edu/node/1857>

451 200 151 Common Knots, Junior, any 5 knots (each knot represented in large and normal scale).

451 200 152 Common Knots, Intermediate, any 7 knots (each knot represented in large and normal scale).

451 200 153 Common Knots, Senior, any 9 knots (each knot represented in large and normal scale).

Judging criteria are outlined on a Common Knots Score Sheet (451-02, revised 2014) available at the county Extension office or on the State 4-H website at, <http://oregon.4h.oregonstate.edu/node/1857>

FISH PRINTS

Prints can be made using real fish or fish models. Prints can be made using, but not limited to water color, tempera, acrylic, oil, and ink. Prints can be on fabric or paper or in combination and mounted on or in a frame not to exceed 22" x 28". One print must be labeled with the common name, scientific name, and anatomy. Labels may be permanent or removable.

Exhibitors are to make fish prints using real or model fish. Non-fish images are not acceptable. The entries must be accompanied by a 4-H Aquatic Ecology & Angler Education Explanation Card (451-07, revised 2014) available on the state 4-H website at <http://oregon.4h.oregonstate.edu/node/1857>

451 200 161 Fish Prints, Junior, 1 print.

451 200 162 Fish Prints, Intermediate, 2 prints.

451 200 163 Fish Prints, Senior, 3 prints.

Judging criteria are outlined on a Fish Prints Score Sheet (451-03, revised 2014) available at the county Extension office or on the State 4-H website at <http://oregon.4h.oregonstate.edu/node/1857>

Aquatic/Angler Section continued on next page.

FLIES

Flies are defined as wet and dry. Dry flies are patterns used above the water line or in the surface film (e.g. adult insects, terrestrial insects, dry attractors, poppers, mouse, etc.). Wet flies are patterns used below the water line (e.g. nymphs, larvae, streamers, wet attractors, emergers, etc.). Materials (recipes) used may include but are not limited to: hackle, lead wire, dubbing, hook, copper wire, flash, quill, floss, chenille, thread, and hair. Entries may include but are not limited to: * Woolly Worm, Woolly Bugger, Hare's Ear, Scud, Caddis Pupa, Girdle Bug; ** Mickey Finn, Elk Hair Caddis, Bead Head Pheasant Tail, Parachute Adams; *** Royal Coachman, Grass Hopper, Stone Fly, Blue Winged Olive, Green Drake. Flies must be labeled with name and displayed on an 8.5"x11" matte board. (*=low difficulty, **=moderate difficulty, ***=high difficulty)

The entries must be accompanied by a 4-H Aquatic Ecology & Angler Education Explanation Card (451-07, revised 2014) available on the state 4-H website at <http://oregon.4h.oregonstate.edu/node/1857>

- 451 200 131 Flies, Junior, 2 total (1 wet and 1 dry) use recipes requiring #4-6 hook.**
- 451 200 132 Flies, Intermediate, 4 total (2 wet and 2 dry) use recipes requiring #6-8 hook.**
- 451 200 133 Flies, Senior, 6 total (2 wet, 2 dry, and 2 using body dubbing) use recipes requiring #8-14 hook, 2 using body dubbing and recipes requiring #12-14 hook.**

Judging criteria are outlined on a Flies Score Sheet (451-04, revised 2014) available at the county Extension office or on the State 4-H website at <http://oregon.4h.oregonstate.edu/node/1857>



LURES

Lures are defined as Spoons, Spinners, Rooster Tails, Jigs, Plugs, and Spinner Baits. Materials used may include but are not limited to the following:

Spoons: metal body, split ring, hook, weed guard, thin spoon, heavy spoon, thick solid, and spinner blades.

Spinners: hook, body, beads, clevis, blade, plastic minnow, spinner used with bait.

Rooster Tails: hook, blade, beads, feather skirt, hair skirt, rubber skirt, body, clevis, Colorado blade, willow blade.

Jig: eye, assorted jig lead head, hook, feathered skirt, fur skirt, hair skirt, rubber skirt.

Plugs: metal lip, hook hanger, eye, body, hooks, propellers, joined plug, plug lip.


Spinner Bait: fluted blade, hook, Colorado blade, clevis, arm, body, skirt, eye, twin arms and blades.

Lures must be labeled and displayed on an 8.5"x11" matte board.

The entries must be accompanied by a 4-H Aquatic Ecology & Angler Education Explanation Card (451-07, revised 2014) available on the state 4-H website at <http://oregon.4h.oregonstate.edu/node/1857>

- 451 200 141 Lures, Junior, 1 Spoon plus 1 additional choice.**
- 451 200 142 Lures, Intermediate, 1 Spoon, 1 Spinner, and 2 additional choices.**
- 451 200 143 Lures, Senior, 1 Spoon, Spinner, 1 Rooster Tail, and 3 additional choices.**

Judging criteria are outlined on a Lures Score Sheet (451-05, revised 2014) available at the county Extension office or on the State 4-H website at <http://oregon.4h.oregonstate.edu/node/1857>



FISHING RODS

Based on the type of rod, the necessary components include rod blank, butt cap/extension, handle/grip, reel seat, hook keeper, butt/stripping guide, appropriate number of line guides for length, guide wraps, ferrules, and tip top. Fishing rods must be constructed by the member and may not exceed 108" in length. The rods must be displayed on a board no thicker than 1 inch, no wider than 8 inches, no longer than 120 inches (1" x 8" x 120" maximum). All necessary components must be labeled. Permanent or removable labels may be used.


The entries must be accompanied by a 4-H Aquatic Ecology & Angler Education Explanation Card (451-07, revised 2014) available on the state 4-H website at

<http://oregon.4h.oregonstate.edu/node/1857>

- 451 200 101 Spinning Rod, Junior, one piece
- 451 200 102 Spinning Rod, Intermediate, two piece
- 451 200 103 Spinning Rod, Senior, three or four piece
- 451 200 111 Bait Casting Rod, Junior, one piece
- 451 200 112 Bait Casting Rod, Intermediate, two piece
- 451 200 113 Bait Casting Rod, Senior, three or four piece
- 451 200 121 Fly Rod, Junior, one piece
- 451 200 122 Fly Rod, Intermediate, two piece
- 451 200 123 Fly Rod, Senior, three or four piece

Judging criteria are outlined on a Fishing Rods Score Sheet (451-06, revised 2014) available at the county Extension office or on the State 4-H website at

<http://oregon.4h.oregonstate.edu/node/1857>



PROJECT DISPLAY

The exhibit may be a poster or a three-dimensional display. Exhibits may include pictures, models, diagrams and actual articles if they qualify for the safety standards listed below. Drawings or photos which are an essential part of the display should be firmly attached to the board. Loose materials like soil, bark or sand must be displayed in closed containers. No books or notebooks will be accepted as part of the display. The following materials will not be allowed on the display for safety reasons: Living organisms-plants or animals, liquids, Aerosol bottles or other pressurized gases, Glass, Hazardous substances, or Sharp items.

Each exhibit must have name, county and class number securely attached to it. All parts of the display should be attached to one another in some way to keep the exhibit together as a unit. Single posters may be displayed by hanging or stapling to the wall. All other displays should be free standing. All information contained in the exhibit must be able to be viewed by the public by looking at the display. Sources must be listed on the front of the display.

Display (all parts) should be able to last the duration of the fair in good repair.

Individual posters are limited in size to 30" by 24". Individual three-dimensional displays are limited in size to 48" wide (measured when lying flat), 24" deep (front to back), and 36" high.

Club exhibits are to be entered under the club name but must include the names of all members and leaders. This may be on a separate paper securely attached to the back of the exhibit. Club exhibits are limited in size to 60" wide, 24" deep and 36" high. The weight of any display cannot exceed 30 pounds. Club exhibits will receive one ribbon per exhibit.

An Educational Display Exhibit Explanation Card (000-01) must be attached to each exhibit. It is available from the county Extension Office or state 4-H website at:

<http://oregon.4h.oregonstate.edu/node/1853>

- 451 200 171 Aquatic Ecology & Angler Education Project Display, Junior
- 451 200 172 Aquatic Ecology & Angler Education Project Display, Intermediate
- 451 200 173 Aquatic Ecology & Angler Education Project Display, Senior
- 451 200 174 Aquatic Ecology & Angler Education Project Display, Club

Judging criteria are outlined on the 4-H Educational Display Evaluation Sheet (40-463). It is available from the county Extension Office or state 4-H website at:

<http://oregon.4h.oregonstate.edu/node/1853>

~SPECIAL 4-H AWARDS~ NATURAL SCIENCES

Top Fish Themed Exhibit (Ed display, fish print, fly tying, art, etc.)
In memory of Joe Woolf, Fergus-Woolf families

See Educational Displays section for Natural Science Ed Display awards.

ENTOMOLOGY

Each exhibit piece must be labeled with the member's name, county and class number. All insects must be collected in the current year for Juniors first year exhibits. At least 50% of those displayed by Juniors Second and Third Year, Intermediates and Seniors must have been collected in the current year.

An insect information sheet, titled Information on New Insects in Collection for Current 4-H Project Year, is required with Intermediate and Senior insect collections. This sheet should be completed only for the new insects collected in the current project year. Make additional copies of page 2 as needed to list the new insects in the current year. The form is available on line at

<http://oregon.4h.oregonstate.edu/natural-science>. Attach the completed sheets to the bottom of the collection box in an unsealed envelope for the judge to read at Fair.

821 100 011 Entomology, First Year Junior- 10 insects, from at least 8 orders

821 100 021 Entomology, Junior, Second & Third Year 16 to 20 insects, from at least 10 orders

821 100 012 Entomology, Intermediate First Year, 16 to 30 insects, at least 12 orders.

821 100 022 Entomology, Intermediate Second and Third Year, 26-36 insects, at least 12 orders.

821 100 013 Entomology, Senior First Year, 26-40 insects, at least 15 orders.

821 100 023 Entomology, Senior Second & Third Year - 36 to 50 insects, at least 15 orders

Judging will be based on condition of specimens, mounting, labeling, attractiveness, correct number of specimens, correct identification, and educational value of exhibit. Additional information is found in the "Entomology Project Manual" (4-H 3221L - July 1995). Judging criteria are outlined on the Entomology Exhibit Score Card (40-605), available at the county Extension office or on the State 4-H website at:

<http://oregon.4h.oregonstate.edu/node/1857>

Some of the orders have changed in Entomology by combining old orders or making new ones. Be sure to use the current order names for the insects. Check with the Extension office or go to the State 4-H website at: <http://oregon.4h.oregonstate.edu/projects/natural-science/entomology>. Scroll down to Unit 3 Insect Identification and click on the document "Insect Orders, Meanings, Common Names". **Recommended reference for entomology orders** for labels of specimens, *Borror and DeLong's Introduction to the Study of Insects 7th Edition* written by Charles A. Triplehorn and Norman F. Johnson. In the event of a discrepancy this reference will be considered the correct information source.

Other Entomology Exhibits

Note: Each exhibit piece must be labeled with the member's name, county and class number. First year exhibitors in an exhibit category may use insects collected in previous years. Succeeding years exhibits in the same exhibit category must include some insects collected in the current year.

821 100 511 Other Entomology Exhibits, 1st Year Junior

Exhibit 10 to 20 different insects in the categories of Beneficial Insects, Harmful Insects, Insects attracted to light, Soil Insects, Aquatic Insects, Forest Insects, specialize in an Insect Order, Garden Insects, insect Plant Damage (Riker Mount) or other educational display.

NOTE: Fill in the blank () in the class number with corresponding number for Junior, Intermediate, or Senior.

1 Junior (10 to 20 different insects)

2 Intermediate (15 to 35 different insects)

3 Senior (no more than 50 different insects)



821 100 52_ Other Entomology Exhibit: exhibit in categories of Insects attracted to lights; Garden insects; or Beneficial insects (e.g., pollinators or predators). NOTE: Honeybee topics should be entered as a Honeybee Exhibit; please see the exhibit description in the following section.

821 100 53_ Other Entomology Exhibit: exhibit in categories of Harmful Insects (e.g. parasite, pest, disease) Insects Plant Damage (Riker Mount); Specialize in an insect order.

821 100 54_ Other Entomology Exhibit: exhibit in categories of Soil insects, Forest insects, Aquatic insects.

821 200 55_ Other Entomology Exhibits: exhibit in categories of Other Educational Display, size: 30"wide, 24"deep (front to back) and 36" high. Examples could include experiments, surveys, photographs, life histories, purchased insects, etc.

821 100 56_ Other Entomology Exhibits, Spiders, and other insect relatives exhibit. Exhibit can include a collection of spiders, centipedes, millipedes, ticks, mites, scorpions or a combination of insect relatives and/or an educational display about them. Examples for a display could include experiments, surveys, photographs, life histories, etc. Live spiders or insect relatives may not be displayed. Specimen Collections: should be a collection of identified labeled specimens in alcohol bottles fastened into a box. Exhibitors making a collection using alcohol bottles should follow the guidelines for insect specimens in the entomology manual. Educational displays may not exceed 30" in width, 24" deep (front to back), and 36" high.

Judging will be based on condition of specimens, mounting, labeling, including correct spelling of names, attractiveness, correct number of specimens, correct identification and educational value of exhibit. For those not applicable, such as insect plant damage and life histories, they may be mounted as Riker mounts. Follow instructions on page 18 in the 4-H Entomology Manual (4-H 3321) for Riker mounts. In addition, the collections should be labeled to explain their educational value and will be judged based on the scoring used for entomology exhibits Entomology Exhibit Score Card (40-605) and Educational Display Check Sheet (40-463) available from the county Extension Office or on the OSU State 4-H website at <http://oregon.4h.oregonstate.edu/node/1857> and <http://oregon4h.oregonstate.edu/node/1853>. Size dimensions are 30"wide, 24" deep, 36" high. Include explanation to the judge as outlined under Educational Display in fair book.

Some of the orders have changed in Entomology by combining old orders or making new ones. To be sure of the current order names for the insects in the collection, check with the Extension office or go to the website at: <http://oregon.4h.oregonstate.edu/node/1857> for the updated "Insect Orders, Meanings, Common Names".

Recommended reference for entomology orders for labels of specimens, *Borror and DeLong's Introduction to the Study of Insects 7th Edition* written by Charles A. Triplehorn and Norman F. Johnson. In the event of a discrepancy this reference will be considered the correct information source.

HONEYBEE

WHO MAY EXHIBIT

Open to all 4-H members regardless of project enrollment.

Honeybee Educational Display

Note: Each exhibit piece must be labeled with the member's name, county and class number. Club exhibits are to be entered under the club name but must include the names of all members and leaders. This may be on a separate paper securely attached to the back of the exhibit. Club exhibits will receive one ribbon per exhibit.

Fill in the blank in the class number (__) with the corresponding number for Junior, Intermediate, Senior or Club.

821 200 00__ Honeybee Educational Display, an educational exhibit relating to honeybees.

- 1 Junior
- 2 Intermediate
- 3 Senior
- 4 Club

Exhibit: An educational exhibit relating to honeybees, honeybee keeping, honeybee products or honeybee information. It may not exceed 30" in width, 24" deep (front to back) and 36" high. **It may not include live bees.** Include an explanation to the judge as outlined under Education Display in the fair book.

Judging criteria are outlined on the 4-H Educational Poster/Display Score Sheet (40-463) available at the county Extension office or on the state 4-H website at:

<http://oregon.4h.oregonstate.edu/node/1853>



~SPECIAL 4-H AWARDS~
NATURAL SCIENCES

See Educational Displays section for Natural Science Ed Display awards.

CONSERVATION

Note: For information regarding Presentations and/or Educational Displays, see Presentation section and Educational Display section towards the end of this Fairbook.

NOTE: Each exhibit piece must be labeled with the member's name, county and class number. Fill in the blank (__) in the class number with corresponding number for Junior, Intermediate, or Senior.

Open to all 4-H members regardless of project enrollment.

411 200 011 Conservation, Junior, First Year Member - an educational exhibit relating to conservation of soil, water, forests, marine life, range, amphibians or wildlife.

- 1 Junior, Second and Third Year
- 2 Intermediate
- 3 Senior
- 4 Club (two or more members working together)

411 200 02_ Conservation - an educational exhibit relating to conservation of soils and range.

411 200 03_ Conservation - an educational exhibit relating to conservation of water and marine life.

411 200 04_ Conservation - an educational exhibit relating to conservation of forest and wildlife.

411 200 05_ Conservation, an educational exhibit relating to conservation and ecology of amphibians

Exhibit: An educational exhibit relating to conservation of soil, water, forests, marine life, range, or wildlife. May not exceed 30" in width, 24" deep, (front to back) and 36" high. Include explanation to the judge as outlined under Educational Display in fair book.

Judging criteria are outlined on 4-H Educational Poster/Display Score Sheet (40-463) available at the county Extension Office or on the State 4-H website at:

<http://oregon.4h.oregonstate.edu/node/1853>



~SPECIAL 4-H AWARDS~
CONSERVATION

See Educational Displays section for Conservation Ed Display awards.

FORESTRY



WHO MAY EXHIBIT

Junior, Intermediate and Senior member may make one or more exhibits - one mounted as a Forestry Specimen and one in each qualified Advanced Forestry exhibit class. Please refer to the *4-H Forestry Exhibit Requirements and Classes (4-H 33121)*. Note: Each exhibit must be labeled with the member's name, county and class number. For members who have previously been in 4-H forestry, exhibit all their mounts (the total number of mounts will be higher than listed in the division through 2010 Fair), but only the 5 new ones will be judged. If you want to redo mounts to meet the new requirements you may do so.

Mounted Forestry Specimens

Tree and shrub specimens exhibited must be listed on the official forestry specimens list available in *4-H Forestry Exhibit Requirements and Classes (4-H 33121)*. For Seniors exhibiting wildflowers and ferns use the "Other Reference Texts" list. Intermediate and Senior members must use the *Specimen Collection Site Analysis Sheet* for each specimen collected.

Some of the Family names have changed, especially the flowering trees, shrubs and wildflowers as below:

Current Family Name on Approved Species List	Change to: according to Plants of the Pacific Northwest Coast Books
Pea Family (Leguminosae)	Pea Family (Fabaceae)
Sunflower Family (Compositae)	Aster Family (Asteraceae)
None of the other families have changed	

Recommended reference to check for current family names is *Plants of the Pacific Northwest Coast, Washington, Oregon, British Columbia and Alaska* compiled and edited by Jim Pojar and Andy MacKinnon

Junior Division

441 100 011 Forestry, Junior First-Year, index, 5 mounts, all must be trees

441 100 021 Forestry, Junior Second & Third Year index, 10 - 15 mounts, all must be trees. Only the index and 5 new mounts will be judged.

Intermediate & Senior Division

The number of mounts may vary depending on the number of year in the project. All mounts should be exhibited. The new mounts should be placed in front of the old mounts in the book. Only the index and 5 new mounts with site analysis sheets will be judged.

Intermediates new mounts may include trees and shrubs.

Seniors new mounts may include trees, shrubs, ferns and wildflowers.

441 100 012 Forestry, Intermediate First Year, the number of mounts may vary from 5 to 20.

441 100 022 Forestry, Intermediate Second & Third Year, the number of mounts vary from 10 to 30.

441 100 013 Forestry, Senior, First Year, the number of mounts may vary from 5 to 35

441 100 023 Forestry, Senior, Second & Third Year, the number of mounts may vary from 10 to 45

Advanced Forestry Exhibits

These classes are open to Forestry members. Members may exhibit in one topic or make one exhibit by combining topics. Junior and Intermediate members exhibit 10 or more specimens; Senior members exhibit 15 or more specimens. All must have been collected in the current 4-H year.

441 522 511 Junior First Year Forestry Member, advanced exhibit. Topic includes cones, tree seeds, conks, damage specimens, bark, wood mounts, lumber mounts, or other educational displays.

NOTE: Fill in the blank in class number () with corresponding number for Junior (1), Intermediate (2), or Senior (3). One exhibit per class number.

441 200 52_ Advanced Forestry Exhibit - using one or combining the topics of cones, seeds, and bark

441 200 53_ Advanced Forestry Exhibit - using one or combining the topics of conks and damage specimens

441 200 54_ Advanced Forestry Exhibit - using one or combining the topics of wood mounts and lumber mounts

441 200 55_ Advanced Forestry

- project display (i.e. management plans, tree farm maps, model camp sites, career opportunities, forestry concept or use your imagination to create you own display).

Exhibit may be flat board or three dimensional. Three dimensional display size maximum is 30" in length, 24" deep (front to back), and 36" high. The flat board maximum size is 22" by 28". Refer to guidelines in the *"4-H Forestry Exhibit Requirements" (1998)* for specific advanced forestry exhibit details. Include explanation to the judge as outlined under Educational Display in fair book.

Educational Display exhibits are scored using the *Educational Display Check Sheet (40-463)* available at the county Extension Office or on the State 4-H website at:

<http://oregon.4h.oregonstate.edu/node/1853>

GEOLOGY

At least 50% of the specimens must have been found by the exhibitor and at least five of the specimens collected during the current 4-H year. Put an asterisk on the label in front of the name of each specimen collected during the current 4-H year. The asterisk helps the judge determine if your display meets the criteria. Only the current 4-H year's specimens should have an asterisk. Polished or cut specimens must be exhibited under Geology Educational Display, with the exception of geodes specimens only which may be cut, but NOT POLISHED as part of a collection. Judging criteria are outlined on the Geology Exhibit Score Card (421-01), available at the county Extension office or on the State 4-H website at: <http://oregon.4h.oregonstate.edu/node/1857>

New requirement beginning in 2014: A SPECIMEN COLLECTION GEOLOGY SITE ANALYSIS SHEET is required for each specimen in Intermediate and Senior Geology collections. One sheet needs to be filled out for each of the **new** specimens collected for the current year. It is available on line at <http://oregon.4h.oregonstate.edu/node/1857>. Attach the completed sheets to the bottom of the collection box in an unsealed envelope for the judge to read at fair.

See 4-H Geology Manual for further exhibit requirements

See *4-H Geology Manual* for further exhibit requirements. It is suggested to help the judge—put an asterisk in front of the name of all new specimens collected in the current year on the label in the geology box.

- 421 100 011 Geology, Junior First Year** - 10 specimens
- 421 100 021 Geology, Junior, Second & Third Year** - 15 to 20 specimens
- 421 100 012 Geology, Intermediate First Year**- 15 to 25 specimens
- 421 100 022 Geology, Intermediate, Second & Third Year** - 20 to 35 specimens
- 421 100 013 Geology, Senior, First Year** - 20 to 40 specimens
- 421 100 023 Geology, Senior, Second & Third Year** - 25 to 50 specimens

Project Display Exhibit relating to Geology could include polished, cut specimens, growing crystals, volcanoes, effects of weathering, geologic formations, time periods, etc. Educational display may not exceed 30" in width, 24" deep (front to back), and 36" high. Include explanation to the judge as outlined under educational display in fair book.

- 421 200 011 Geology Project Display**, Junior
- 421 200 012 Geology Project Display**, Intermediate
- 421 200 013 Geology Project Display**, Senior
- 421 200 014 Geology Project Display**, Club
(two or more members working together)

Score card for Geology Educational exhibit will be the *Educational Display Check Sheet (40-463)*, available at the county Extension office, and on the State 4-H website at: <http://oregon.4h.oregonstate.edu/fair-exhibit-and-contest-materials>

Recommended reference materials for identification of specimens: *National Audubon Society Field Guide to Rocks and Minerals of North America* and *Dictionary of Geological Terms*, *American Geological Institute*, written by Robert L. Bates and Julia A. Jackson. Any identification of specimens using other sources are subject to disqualification by the judge.



MARINE SCIENCE

Each exhibit piece must be labeled with the member's name, county and class number. A project exhibit relating to the marine environment. May be either salt water or fresh water. May not exceed 30" in width, 24" deep (front to back) and 36" high. Include explanation to the judge as outlined under Educational Display in fair book.

- 423 200 011 Marine Science**, Junior First Year
- 423 200 021 Marine Science**, Junior Second and Third Year
- 423 200 012 Marine Science**, Intermediate, First Year
- 423 200 022 Marine Science**, Intermediate, Second and Third Year
- 423 200 013 Marine Science**, Senior First Year
- 423 200 023 Marine Science**, Second and Third Year
- 423 200 034 Marine Science**, Club (two or more members working together)

Judging criteria are outlined on 4-H Educational Display Check Sheet (40-463), available at the county Extension office or on the State 4-H website at: <http://oregon.4h.oregonstate.edu/node/1853>

OUTDOOR SCIENCE

Each exhibit piece must be labeled with the member's name, county and class number. A project exhibit relating to the out-of-doors. May not exceed 30" wide, 24" deep (front to back), and 36" high. Include an explanation of such things as: how to use the exhibit, how made, where found, identify the parts, etc. if appropriate to exhibit. Example: a bird-house exhibit could include plans for making it, where it would be used, for what birds, an actual picture of where it will be used, etc.

- 451 200 011 Outdoor Science**, Junior First Year
- 451 200 021 Outdoor Science**, Junior Second and Third Year
- 451 200 012 Outdoor Science**, Intermediate First Year
- 451 200 022 Outdoor Science**, Intermediate Second and Third Year
- 451 200 013 Outdoor Science**, Senior First Year
- 451 200 023 Outdoor Science**, Senior Second and Third Year
- 451 200 034 Outdoor Science**, Club

Judging criteria are outlined on *4-H Educational Display Check Sheet (40-463)*, available at the county Extension Office, or on the State 4-H website <http://oregon.4h.oregonstate.edu/node/1853>

~SPECIAL 4-H AWARDS~
NATURAL SCIENCES

See Educational Displays section for Natural Science Ed Display awards.

SCIENCE, TECHNOLOGY, ENGINEERING & MECHANICAL SCIENCE

Please notify the County 4-H office before Fair week if special requirements are needed for your exhibit- such as power, space, etc.

SCIENCE

Open to all 4-H members regardless of project enrollment. The exhibit may be a poster or a three-dimensional display. Individual three-dimensional exhibits are **limited in size to 48" wide (measured when lying flat), 24" deep (front to back), and 36" high. Club exhibits are limited in size to 60" wide, 24" deep and 36" high. Posters are limited in size to 30" by 24".**

Exhibits may include pictures, models, diagrams and actual articles if they meet the safety standards listed below. Drawings or photos which are an essential part of the display should be firmly attached to the board. Loose materials like soil, bark or sand must be displayed in closed containers. **No books or notebooks will be accepted as part of the display. The following materials will not be allowed on the display for safety reasons:**

Living organisms- plants or animals	Any liquids
Aerosol bottles or other pressurized gases	Glass
Hazardous substances	Sharp items

Display (all parts) should be able to last the duration of the fair in good repair. An *Educational Display Exhibit Card* (000-01) must be attached to each exhibit. Judging criteria are outlined on the *4-H Science Investigation Display Evaluation Sheet* (840-100). Both are available from the county Extension office or the state 4-H website at <http://oregon.4h.oregonstate.edu/node/1853>

Club exhibits are to be entered under the club name but must include the names of all members and leaders. This may be on a separate paper securely attached to the back of the exhibit. Club exhibit will receive one ribbon per exhibit.

Each piece of an exhibit must have name, county and class numbers securely attached to it. All parts of the display should be attached to one another in some way to keep the exhibit together as a unit. Single posters may be displayed by hanging or stapling to the wall. All other displays should be free standing. All information contained in the exhibit must be able to be viewed by the public by looking at the display.

- 840 100 001 Junior Science Investigation Display**
- 840 100 002 Intermediate Science Investigation Display**
- 840 100 003 Senior Science Investigation Display**
- 840 100 004 Club Science Investigation Display**

Description: The purpose of this type of exhibit is for members to communicate the processes and outcomes of a scientific investigation they design and conduct themselves. The display must include (1) a question or hypothesis, (2) an investigative procedure (What was done?), (2) the data collection or observation method (How was it collected/ observed), (3) a report of the data collected or observations made, (4) an analysis of the data collected or observations made (How do you interpret the data and evidence?), (5) a conclusion addressing the original question or hypothesis (Does the evidence support or refute your claim?). Intermediate and Senior Exhibits must include a data chart and a graph or other visual representation of the data.

TECHNOLOGY

In some cases, the exhibit may be a poster or a three-dimensional display. Individual exhibits are **limited in size to 30" wide, 24" deep (front to back), and 36" high. Club exhibits are limited in size to 60" wide, 24" deep and 36" high.** Posters must not exceed 22" x 28".

AEROSPACE

Each exhibit piece must be labeled with the member's name, county and class number. If more than one article is contained in the exhibit then each article must be labeled with the member's name, county and class number. This may be done with masking tape, attaching an index card, or writing directly on the back with a marker. All articles that comprise the exhibit must be attached to each other. The one exception to this is the Rocketry Engineering journal, which must be included with the Rocket display, but is not required to be attached to it.

Each exhibit must include the current year' edition of the appropriate Project Description for the exhibit form filled out neatly and securely attached to the exhibit. *4-H Project Description* sheets are posted at <http://oregon.4h.oregonstate.edu/node/1858>. Be sure to use the newest version of the Project Descriptions for each technology exhibit. Exhibitors should answer the description page carefully and in full sentences. This is the exhibitor's opportunity to tell the judge about their project. Judging Evaluations can be found at: <http://oregon.4h.oregonstate.edu/node/1858>. These provide valuable information to youth on their project displays.

Aerospace

Stage 2

851 100 010 Rocketry

851 100 020 Educational Poster- Aerospace

Stage 3

851 101 010 Rocketry

851 101 020 Educational poster—Aerospace

Stage 4

851 102 010 Rocketry

851 102 020 Education poster- Aerospace

Stage 2, Lift-off (Stage 1 is for Grades 1-3)

851 100 010 Rocketry

Description: An exhibit of **two parts: (1) a rocket made by the member from the Aerospace Adventures Stage 2 project kit, and (2) a Rocketry Engineering Journal.** Rockets displayed in this class may only be made from the Estes Gnome™, Wizard™, or Mosquito™ rocket kits. Rockets included in a static display **MUST** be shown without engines or igniters. All the parts of the rocket and their function should be identified. Rocket components which must be included and labeled are body tube, nose cone, engine hook, fins, recovery system (streamer or tumble method), launch lug, engine mount, and shock cord. On the display, list any items required to launch the rocket and their function such as the launch system, igniters and recovery wadding. List the appropriate engine size(s) for your rocket and your level of experience. The exhibit will be judged on the neatness of labels and workmanship.

Continued on next page

A Rocketry Engineering Journal is required. Include the date of each meeting, names of the persons present and a record of what was done. Include photos or illustrations. The information will be used to fill out the Aerospace-Rocketry Project Description sheet for Fair. It is important that the member downloads the Aerospace-Rocketry Project Description sheet from the 4-H Project Description sheets posted at <http://oregon.4h.oregonstate.edu/node/1858> to know what is required in the Build Report and the Launch and Flight Reports in the Journal.

See additional exhibit requirements for classes under Aerospace above. Evaluation: use Aerospace-Rocketry Evaluation available at: <http://oregon.4h.oregonstate.edu/node/1858>

851 100 020 Educational Poster- Aerospace

An educational poster on any aerospace or aeronautics topic youth learned about in Aerospace Adventures, stage 2, except rockets. Display should demonstrate knowledge gained in one of these topics: space, kites, hot air balloons, weather or aerospace careers.

Individual exhibits are limited in size to 30" wide, 24" deep (front to back), and 36" high. Club exhibits are limited in size to 60" wide, 24" deep and 36" high. Posters must not exceed 22"x28". Judging criteria are outlined on the 4-H Education Display Check Sheet (40-463) available from the county Extension Office or the state 4-H website at <http://oregon.4h.oregonstate.edu/node/1853>

Stage 3, Reaching New Heights

851 101 010 Rocketry

Description: An exhibit of **two parts**: (1) a rocket made by the member from the Aerospace Adventures Stage 3 project kits , and (2) a Rocketry Engineering Journal. In Stage 3 the Rocketry Engineering Journal must include a rocket launch and flight report. Rockets displayed in this class may only be made from the Estes Monarch™, Alpha™, or Alpha III™ rocket kits. Rockets included in a static display MUST be shown without engines or igniters. All the parts of the rocket and their function should be identified. Rocket components which must be included and labeled are body tube, nose cone, engine hook, fins, recovery system (parachute), launch lug, engine mount, and shock cord. On the display, list any items required to launch the rocket and their function such as the launch system, igniters and recovery wadding. List the appropriate engine size(s) for your rocket and your level of experience. The exhibit will be judged on neatness of labels and workmanship.

A Rocketry Engineering Journal is required. Include the date of each meeting, names of the persons present and a record of what was done. Include photos or illustrations. The information will be used to fill out the Aerospace-Rocketry Project Description sheet for Fair. It is important that the member downloads the Aerospace-Rocketry Project Description sheet from 4-H Project Description sheets posted at <http://oregon.4h.oregonstate.edu/node/1858> to know what is required in the Build Report and the Launch and Flight Reports in the Journal.

See additional exhibit requirements for classes under Aerospace above. Evaluation: Use Aerospace- Rocketry Evaluation available at: <http://oregon.4h.oregonstate.edu/node/1858>

851 101 020 Educational poster- Aerospace

An educational poster on any aerospace or aeronautics topic youth learned about in Aerospace Adventures, stage 3, except rockets. Display should demonstrate knowledge gained in one of these topics: rocket stabilization methods, airplanes, helicopters, gliders, pilot training, kites, or aerospace careers.

Individual exhibits are **limited in size to 30" wide, 24" deep (front to back), and 36" high**. Posters must not exceed 22"x28". Judging criteria are outlined on the 4-H Education Display Check Sheet (40-463) available from the county Extension Office or the state 4-H website at <http://oregon.4h.oregonstate.edu/node/1853>

Stage 4, Pilot in Command

851 102 010 Rocketry

Description: An exhibit of **two parts**: (1) a rocket made by the member from the Aerospace Adventures Stage 4 project kits , and (2) a Rocketry Engineering Journal. In Stage 4 the Rocketry Engineering Journal must include a rocket launch and flight report. Rockets displayed in this class may be made from the Estes Viking™ rocket kit, or other skill level 1 rocket kit where the member designs, constructs and tests the fin configuration. Rockets included in a static display MUST be shown without engines or igniters.

All the parts of the rocket and their function should be identified. Rocket components which must be included and labeled are body tube, nose cone, engine hook, fins, recovery system (parachute), launch lug, engine mount, and shock cord. On the display, list any items required to launch the rocket and their function such as the launch system, igniters and recovery wadding. List the appropriate engine size(s) for your rocket and your level of experience. The exhibit will be judged on neatness of labels and workmanship.


A Rocketry Engineering Journal is required. Include the date of each meeting, names of the persons present and a record of what was done. Include photos or illustrations. The information will be used to fill out the Aerospace-Rocketry Project Description sheet for Fair. It is important that the member downloads the Aerospace-Rocketry Project Description sheet from 4-H Project Description sheets posted at <http://oregon.4h.oregonstate.edu/node/1858> to know what is required in the Build Report and the Launch and Flight Reports in the Journal.

See additional exhibit requirements for classes under Aerospace above. Evaluation: Use Aerospace- Rocketry Evaluation available at: <http://oregon.4h.oregonstate.edu/node/1858>

851 102 020 Education poster- Aerospace

An educational poster on any aerospace or aeronautics topic youth learned about in Aerospace Adventures, stage 4, except rockets. Display should demonstrate knowledge gained in one of these topics: construction and use of altitude tracker, pilot training requirements, aerospace science and technology, astronaut training, box kites, helicopters, or aerospace careers.

In some cases, the exhibit may be a poster or a three-dimensional display. Individual exhibits are **limited in size to 30" wide, 24" deep (front to back), and 36" high. Club exhibits are limited in size to 60" wide, 24" deep and 36" high**. Posters must not exceed 22"x28". Judging criteria are outlined on the 4-H Education Display Check Sheet (40-463) available from the county Extension Office or the state 4-H website at <http://oregon.4h.oregonstate.edu/node/1853>



GEOSPATIAL SCIENCE

Each exhibit piece must be labeled with the member's name, county and class number. If more than one article is contained in the exhibit each article must be labeled with the member's name, county and class number. This may be done with masking tape, attaching an index card, or writing directly on the back with a marker. All the articles that comprise the exhibit must be attached to each other.

Each exhibit must include the current year's edition of the appropriate Project Description for the exhibit form filled out neatly and securely attached to the exhibit. *4-H Project Description* sheets are posted at <http://oregon.4h.oregonstate.edu/node/1858> Be sure to use the newest version of the Project Descriptions for each technology exhibit. Exhibitors should answer the description page carefully and in full sentences. This is the exhibitor's opportunity to tell the judge about their project. Judging Evaluations can be found at: <http://oregon.4h.oregonstate.edu/node/1858> These provide valuable information to youth on creating their project displays.

In some cases, the exhibit may be a poster or a three dimensional display. Individual exhibits are **limited in size to 30" wide, 24" deep (front to back), and 36" high. Club exhibits are limited in size to 60" wide, 24" deep and 36" high.** Posters must not exceed 22"x28".

860 100 0__ GPS/GIS Exploring Spaces, Going Places

860 100 1__ GPS/GIS, Projects

860 101 5__ GPS/GIS, Map

Note: Fill in blank in class number () with one of the following numbers.

- 11 **Junior**, First year in this project area
- 21 **Other Junior**
- 12 **Intermediate**, First year in this project area
- 22 **Other Intermediate**
- 13 **Senior**, First year in this project area
- 23 **Other Senior**
- 34 **Club Exhibit**

860 100 0__ GPS/GIS Exploring Spaces, Going Places

Open **ONLY** to Juniors, Intermediates or Seniors who are in their first year in this project area. Description: Using the Level 1 "Take Me on a Tour" activity, create a map showing four to six tour sites, geo-tools used to create the map, positional data for the sites, and information about the selected site.

See additional exhibit requirements, above, for Geospatial classes. Evaluation: Use the GPS/GIS Mapping Projects Evaluation available at: <http://oregon.4h.oregonstate.edu/node/1858>


860 100 1__ Geospatial Science Project

Description: GPS or GIS Projects. Exhibit may be an exhibit, binder or presentation on a disk, CD or thumb/travel drive. Computer presentations should follow requirements for similar exhibits found in the Computer Project exhibit classes. Examples of displays include creating a Community Atlas, geography project, or project reports presented to a community meeting. A project entry should contain two or more maps. Maps may be either informational or directional. Maps that are not created by the member(s) may be included but the source of the map must be clearly shown. The exhibit should describe how the member's project addresses an issue or solves a problem.

See additional exhibit requirements, above, for Technology classes. Evaluation: Use GPS/GIS Mapping Projects Evaluation available at: <http://oregon.4h.oregonstate.edu/node/1858>

860 101 1__ GPS/GIS, Map

Description: Exhibit will be one map. A map is a single product of data gathering, manipulation and presentation skills. Maps may be either informational or directional. Maps can be computer generated or hand drawn. Multiple maps should be entered as a Geospatial Science Project exhibit. See additional exhibit requirements, above, for Geospatial classes. Evaluation: Use Map Evaluation available at: <http://oregon.4h.oregonstate.edu/node/1858>



COMPUTER

Each exhibit piece must be labeled with the member's name, county and class number. If more than one article is contained in the exhibit each article must be labeled with the member's name, county and class number. This may be done with masking tape, attaching an index card, or writing directly on the back with a marker. All the articles that comprise the exhibit must be attached to each other.

Each exhibit must include the current year's edition of the appropriate Project Description for the exhibit form filled out neatly and securely attached to the exhibit. *4-H Project Description sheets* are posted at <http://oregon.4h.oregonstate.edu/node/1858>. Be sure to use the newest version of the Project Descriptions for each technology exhibit. Exhibitors should answer the description page carefully and in full sentences. This is the exhibitor's opportunity to tell the judge about their project. Judging Evaluations can be found at: <http://oregon.4h.oregonstate.edu/node/1858>. These provide valuable information to youth on creating their project displays.

In some cases, the exhibit may be a poster or a three-dimensional display. Individual exhibits are **limited in size to 30" wide, 24" deep (front to back), and 36" high. Club exhibits are limited in size to 60" wide, 24" deep and 36" high.** Posters must not exceed 22"x28".

These classes are open to all 4-H members without being enrolled in computer project. See additional exhibit requirements, above, for Technology classes.

A print version of the program must be submitted unless otherwise noted in the class description below. Youth are responsible for submitting clear directions on how judges can access the files, read code and start programs. You may include a disk, CD or thumb/travel drive as part of your exhibit. If you do, all files must be compatible with use on a PC. Value is placed on youth that can model the learning process, or show how their skills have increased while completing the project.

The youth exhibitor should identify a problem to solve or create a work application involving technology. Possible ideas might include: applying existing software programs to a 4-H project area, composing music, developing a game, drawing landscape scenes, designing buildings, publishing club newsletters, creating a website, editing a video, working with photographs, etc.

Online projects using Google applications or other Web 2.0 software are acceptable. Youth must make sure clear directions are given in the project explanation so the judges can find and access the project online. Website exhibits must be viewable online or on a disk, CD or thumb/travel drive.

Exhibits entered in the "Programming" class must be a program written, translated, or substantially (at least 30%) altered by the 4-H member. In the programming projects please submit a hard copy or thumb/travel drive for programs with excessive pages such as GameMaker software and working files so the judge can see the code. Submit a URL that points to the development software so it can be downloaded.

- 861 100 1__ **Computer Software Application**, Word Processing
- 861 101 1__ **Computer Software Application**, Excel/Spreadsheet
- 861 102 1__ **Computer Software Application**, Presentation Software
- 861 103 1__ **Computer Software Application**, Graphic Design/
Digital Imaging
- 861 103 1__ **Computer Software Application**, Database Management
- 861 105 1__ **Computer Software Application**, Multimedia Projects
- 861 100 2__ **Computer Programming**
- 861 100 3__ **Computer Hardware Design**
- 861 100 4__ **Computer 3D Printer Application**

Note: Fill in blank in class number () with one of the following numbers.

- 11 **Junior**, First year in this project area
- 21 **Other Junior**
- 12 **Intermediate**, First year in this project area
- 22 **Other Intermediate**
- 13 **Senior**, First year in this project area
- 23 **Other Senior**
- 34 **Club Exhibit**



861 100 1__ **Computer Software Application, Word Processing**

Description: Projects created by youth that show learning in the area of word processing. Project should be an original creation by the participant that shows their word processing skills.

See additional exhibit requirements, above, for Computer classes. Evaluation: Use Computer Software Application Evaluation available at: <http://oregon.4h.oregonstate.edu/node/1858>

861 101 1__ **Computer Software Application, Excel/Spreadsheet**

Description: Projects created by youth that show learning in the area of spreadsheet design and usage. **The exhibit should be a spreadsheet or chart within an Excel document, not a chart imported into a word processing program.** Project should be an original creation by the participant that shows their spreadsheet skills. Intermediate and Senior members are expected to have some formula usage in their project.

See additional exhibit requirements, above, for Computer classes. Evaluation: Use Computer Software Application Evaluation available at: <http://oregon.4h.oregonstate.edu/node/1858>

861 102 1__ **Computer Software Application, Presentation Software**

Description: Projects should be created by youth to show learning in the area of presentation design skills. Software can be any current presentation software including online versions like Google applications or voicethread.com. Project should be created by the participant to show their presentation design skill. Youth can also submit video clips of how the presentation was used. (For example: A video clip of the youth using the presentation in a group activity.)

See additional exhibit requirements, above, for Computer classes. Evaluation: Use Computer Software Application Evaluation available at: <http://oregon.4h.oregonstate.edu/node/1858>

Computer continued on next page

861 103 1 __ Computer Software Application, Graphic Design/ Digital Imaging

Description: Projects created by youth that show learning in the area of graphic design or digital imaging. Software can be any current presentation software including online versions. Project should be created by the participant to show their graphic design or digital imaging skills.

See additional exhibit requirements, above, for Computer classes.

Evaluation: Use Computer Software Application Evaluation available at: <http://oregon.4h.oregonstate.edu/node/1858>

861 104 1 __ Computer Software Application, Database Management

Description: Projects created by youth that show learning in the area of database management. Project should be an original creation by the participant that shows their spreadsheet skills. Intermediate and Senior members are expected to apply their projects to real world scenarios. Youth are responsible for submitting clear directions on how judges can access the files.

See additional exhibit requirements, above, for Computer classes.

Evaluation: Use Computer Software Application Evaluation available at: <http://oregon.4h.oregonstate.edu/node/1858>

861 105 1 __ Computer Software Application, Multimedia Projects

Description: Projects created by youth that show learning in the area of Multimedia Projects. Software can be any current software including online versions. Project should be created by the participant to show their multimedia skills. In general, multimedia includes a combination of text, audio, still images, animation, video, or animation. Multimedia combines multiple content forms. Youth are responsible for submitting clear directions on how judges can access the files.

See additional exhibit requirements, above, for Computer classes.

Evaluation: Use Computer Software Application Evaluation available at: <http://oregon.4h.oregonstate.edu/node/1858>

861 100 2 __ Computer Programming

Description: Projects created by youth that show learning in the area of programming. Project should be created by the participant to show their programming skills. Hard copy or travel/thumb drive (for programs with excessive pages, such as GameMaker software) of the program must be submitted. It is up to the youth to ensure the program will function or display at Fair. Intermediate and Senior members are expected to have applied their projects to real world scenarios. Youth are responsible for submitting clear directions on how judges can access the files. Submit information that allows a judge to look at the programming code in order to evaluate your work on the Computer Programming Project Description Form. If only an executable (compiled) product is submitted the project cannot be judged in the computer programming class.

See additional exhibit requirements, above, for Computer classes.

Evaluation: Use Computer Programming Evaluation available at: <http://oregon.4h.oregonstate.edu/node/1858>

861 100 3 __ Computer Hardware Design

Description: Projects created by youth that show learning in the area of hardware. Project should be an original creation by the participant that shows their computer hardware skills. It is up to the youth to ensure the hardware and project will function or display at Fair. Intermediate and Senior members are expected to have apply their projects to real world scenarios. Youth are responsible for submitting clear directions on how judges can access the files.

See additional exhibit requirements, above, for Computer classes.

Evaluation: Use Computer Hardware Evaluation available at: <http://oregon.4h.oregonstate.edu/node/1858>

861 100 4 __ Computer 3D Printer Application

Description: Projects created by youth that show learning in the area of 3D design and printing on a 3D printer. Project should be an original creation by the participant that shows their skills. Each exhibit must include the item created with the 3D printer and a series of screen shots from the design software that shows the (1) early stages, (2) middle stages and (3) final stages of the design process. Application Project Description for the exhibit form filled out neatly and securely attached to the exhibit. 4-H Project Description sheets are posted at <http://oregon.4h.oregonstate.edu/node/1858>

See additional exhibit requirements, above, for Computer classes.

Evaluation: Use Computer Software Application Evaluation available at <http://oregon.4h.oregonstate.edu/node/1858>



ROBOTICS

Each exhibit piece must be labeled with the member's name, county and class number. If more than one article is contained in the exhibit each article must be labeled with the member's name, county and class number. This may be done with masking tape, attaching an index card, or writing directly on the back with a marker. All the articles that comprise the exhibit must be attached to each other.

Each exhibit must include the current year's edition of the appropriate Project Description for the exhibit form filled out neatly and securely attached to the exhibit. *4-H Project Description sheets* are posted at <http://oregon.4h.oregonstate.edu/node/1858>. Be sure to use the newest version of the Project Descriptions for each technology exhibit. Exhibitors should answer the description page carefully and in full sentences. This is the exhibitor's opportunity to tell the judge about their project. Judging Evaluations can be found at: <http://oregon.4h.oregonstate.edu/node/1858>. These provide valuable information to youth on creating their project displays.

In some cases, the exhibit may be a poster or a three-dimensional display. Individual exhibits are **limited in size to 30" wide, 24" deep (front to back), and 36" high. Club exhibits are limited in size to 60" wide, 24" deep and 36" high.** Posters must not exceed 22"x28".

863 102 1__ Education poster—Junk Drawer Robotics Level 1

863 102 2__ Education poster—Junk Drawer Robotics Level 2

863 102 3__ Education poster—Junk Drawer Robotics Level 3

833 103 1__ Robotics/Lego Robotics

863 104 1__ Junk Drawer Robotics Level 1

863 104 2__ Junk Drawer Robotics Level 2

863 104 3__ Junk Drawer Robotics Level 3

Note: Fill in blank in class number (__) with one of the following numbers:

11 Junior, First year in this project area

21 Other Junior

12 Intermediate, First year in this project area

22 Other Intermediate

13 Senior, First year in this project area

23 Other Senior

34 Club Exhibit

863 102 1__ Education poster— Junk Drawer Robotics Level 1

An educational poster on any robotics topic youth learned about in Junk Drawer Robotics, Level 1, Give Robots a Hand, addressing the theme robot arms, hands and grippers.

In some cases, the exhibit may be a poster or a three-dimensional display. Individual exhibits are **limited in size to 30" wide, 24" deep (front to back), and 36" high. Club exhibits are limited in size to 60" wide, 24" deep and 36" high.** Posters must not exceed 22"x28". Judging criteria are outlined on the *4-H Education Display Check Sheet* (40-463) available from the county Extension Office or the state 4-H website at <http://oregon.4h.oregonstate.edu/node/1853>

863 102 2__ Education poster— Junk Drawer Robotics Level 2

An educational poster on any robotics topic youth learned about in Junk Drawer Robotics, Level 2, Robots on the Move, addressing the theme moving, power transfer and locomotion.

In some cases, the exhibit may be a poster or a three-dimensional display. Individual exhibits are **limited in size to 30" wide, 24" deep (front to back), and 36" high. Club exhibits are limited in size to 60" wide, 24" deep and 36" high.** Posters must not exceed 22"x28". Judging criteria are outlined on the *4-H Education Display Check Sheet* (40-463) available from the county Extension Office or the state 4-H website at <http://oregon.4h.oregonstate.edu/node/1853>

863 102 3__ Education poster— Junk Drawer Robotics Level 3

An educational poster on any robotics topic youth learned about in Junk Drawer Robotics, Level 3, Mechatronics, addressing the theme the connection between mechanical and electronic elements.

In some cases, the exhibit may be a poster or a three-dimensional display. Individual exhibits are **limited in size to 30" wide, 24" deep (front to back), and 36" high. Club exhibits are limited in size to 60" wide, 24" deep and 36" high.** Posters must not exceed 22"x28". Judging criteria are outlined on the *4-H Education Display Check Sheet* (40-463) available from the county Extension Office or the state 4-H website at: <http://oregon.4h.oregonstate.edu/node/1853>

863 103 1__ Robotics / Lego Robotics

Description: An exhibit of two parts: (1) a robot made by the member, and (2) a Robotics Engineering Journal. Projects should be a robot created by youth. For the purposes of this project exhibit, a robot is defined as a machine that is electrical and mechanical and is **guided by a computer program**. They can be created from kits or from miscellaneous parts. All robots will be returned after fair. More weight is given for youth designed projects. Robots will be judged on structural stability, creativity, functionality. Youth are responsible for submitting clear directions on how judges can access the files and make the robot function. Robot and a full description of what it is meant to accomplish must be submitted.

A Robotics Engineering journal is required. Include the date of each meeting, names of the persons present and a record of what was done. Include photos, illustrations and examples of software code developed or changed. The journal information will be used by the member to fill out the Robotics Project Description sheet for Fair. It is important that the member downloads the Robotics Project Description sheet from *4-H Project Description sheets* posted at <http://oregon.4h.oregonstate.edu/node/1858> to know what is required in the journal. Be sure the Journal includes the problem/task you choose to solve or what you hoped to accomplish. What were the goals of this project? What is the robot programmed to do? List the steps you used to solve the problem or accomplish your task. What materials (software, books, online resources, kits did you use? Explain your results and provide a thoughtful evaluation of the project. If you were to do it again, how/what would you do differently or how would you improve your project? Who was involved in this project? How did you come up with the idea for this project? What was the most difficult aspect of this project?

See additional exhibit requirements, above, for Robotics classes.

Evaluation: Use Robotic Evaluation available at:

<http://oregon.4h.oregonstate.edu/node/1858>

Robotics continued on next page

863 104 1__ Junk Drawer Robotics Level 1

An exhibit on any robotics topic youth learned about in Junk Drawer Robotics, Level 1, Give Robots a Hand, addressing the theme robotic arms, hands and grippers or trebuchet-type catapult design. An exhibit of two parts: (1) an exhibit made by the member and (2) a photocopy of the corresponding design and build pages from the Junk Drawer Robotics Youth Robotics Notebook.

863 104 2__ Junk Drawer Robotics Level 2

An exhibit on any robotics topic youth learned about in Junk Drawer Robotics, Level 2, Robots on the Move, addressing the theme moving, power transfer and locomotion. Design, build project options are the Clipmobile, Can-Can Robot, Es-Car-Go or Sea hunt. An exhibit of two parts: (1) an exhibit made by the member and (2) a photocopy of the corresponding design and build pages from the Junk Drawer Robotics Youth Robotics Notebook.

863 104 3__ Junk Drawer Robotics Level 3

An exhibit on any robotics topic youth learned about In Junk Drawer Robotics, Level 3, Mechatronics, addressing the theme the connection between mechanical and electronic elements. Design, build project options are Forward and Reverse, Wall Follower Design, Breadboard, Say What? Or "Build your Robot". An exhibit of two parts: (1) an exhibit made by the member and (2) a photocopy of the corresponding design and build pages from the Junk Drawer Robotics Youth Robotics Notebook.

See the
"County Only - Expressive Arts " page
For Lego Construction exhibit info.

See the Contest Section for info on a
County Only
Lego Build-A-Thon.

ENGINEERING

ELECTRICITY

Exhibits will be any of the articles included in the project manuals that show skills learned in the project. Items must be labeled with member's name, county, and class number. To qualify for judging, an *Electric*

Energy Explanation Card must be attached. Forms are available at the county Extension offices and at the State 4-H website:

<http://oregon.4h.oregonstate.edu/node/1858>

Intermediates and seniors must include a schematic diagram.

The exhibit may be a poster or a three-dimensional display. Individual exhibits are **limited in size to 30" wide, 24" deep (front to back), and 36" high.** Club exhibits are limited in size to **60" wide, 24" deep and 36" high.**

Classes will be divided into the following groups:

862 100 001 Electricity, Junior
862 100 002 Electricity, Intermediate
862 100 003 Electricity, Senior

MECHANICAL SCIENCE

You may enter ATV, automotive, bicycles, handyman, small engines, snowmobile, etc., projects in the Educational Display classes found in the Communications section of the fair book.

WOODWORKING

In each class, the exhibit shall be one article or pair of articles made of wood by the 4-H member. Completed "Woodworking Explanation Card" 871-02 is required to qualify the exhibit for judging. Judging criteria are outlined on 4-H Woodworking Exhibit Score Card (40-635), available at the county Extension office or on the State 4-H website at:

<http://oregon.4h.oregonstate.edu/node/1858>

871 100 001 Woodworking, Junior
871 100 002 Woodworking, Intermediate
871 100 003 Woodworking, Senior



TRACTOR

In each class the exhibit shall be an educational exhibit which will show or illustrate what the member has learned. Include an explanation telling: (a) how the exhibit was made or what was done in the project; (b) operating instructions (if appropriate); and (c) what the member learned by the doing the project. **Explanations are required** to qualify the exhibit for judging.

881 100 001 Junior
881 100 002 Intermediate
881 100 003 Senior

~SPECIAL 4-H AWARDS~ ENGINEERING PROJECTS

Outstanding Computer Exhibit
Dallas Trophy, Dallas

Outstanding Electronics Exhibit
Chemeketa Community College Electronics Program

Top Woodworking Exhibit
Scott & Tina Andersen, Rickreall

COMMUNICATIONS

EDUCATIONAL DISPLAYS

For State Fair exhibitors may enter only **one exhibit per class**. These classes are open to all 4-H members and are especially appropriate for those projects which have no separate exhibit classes or for locally developed projects. Note: Educational displays about any aspect of conservation or honeybees should be entered in these classes in the Natural Science exhibits. Educational displays about science should be entered in the Science Investigation Display classes with the science exhibits.)

The exhibit may be a poster or a three-dimensional display. **Posters are limited in size to 30" x 24"**. **Individual three-dimensional displays are limited in size to 48" wide (measured when lying flat) 24" deep (front to back), and 36" high. Club exhibits are limited in size to 60" wide, 24" deep, and 36" high.** The weight of the display cannot exceed 30 pounds.

Exhibits may include pictures, models, diagrams and actual articles if they qualify for the safety standards listed below. **Must cite reliable sources of information in appropriate format for age division on front of display.** Drawing or photos which are an essential part of the display should be firmly attached to the board. Loose materials like soil, bark, or sand must be displayed in closed containers. No books or notebooks will be accepted as part of the display. The display may include flyers, business cards, information sheets, etc. for public distribution. Enough should be provided to last throughout the entire Fair.

The following materials will not be allowed on the display for safety reasons:

- Living organisms - plants or animals
- Any liquids
- Aerosol bottles or other pressurized gases
- Glass
- Hazardous substances
- Sharp items

Display (all parts) should be able to last the duration of the Fair in good repair. Please consider donating your display for future usage in the 4-H program.

An *Educational Display Exhibit Card (000-01)* must be attached to each exhibit. Judging criteria are outlined on the *4-H Educational Display check Sheet (40-463)*. Both are available from the county Extension office or State 4-H website at:

<http://oregon.4h.oregonstate.edu/node/1853>

Club exhibits are to be entered under the club name but **must include the names of all members and leaders**. This may be on a separate paper securely attached to the back of the exhibit. Club exhibits will receive one ribbon per exhibit.

Each piece of an exhibit must have name, county, and class number securely attached to it. All parts of the display should be attached to one another in some way to keep the exhibit together as a unit. Single posters may be displayed by hanging or stapling to the wall. All other displays should be free standing. All information contained in the exhibit must be able to be viewed by the public by looking at the display. **Sources must be listed on the front of the display.**

Club exhibits must be entered under the club name.

- 214 100 001 Junior Educational Display
- 214 100 002 Intermediate Educational Display
- 214 100 003 Senior Educational Display
- 214 100 004 Club Educational Display

For Polk County Fair Only

4-H'ers may enter one Ed Display in each of the seven classes shown below. All guidelines regarding size, content, requirements, etc, as listed previously are to be followed. Premiums awarded in each class.

Only one Ed Display may go on to State Fair, if selected, and a new Class Number and Explanation Card (in accordance with the previous columns criteria) must be attached.



Note: Fill in the blank in the class number () with one of the following numbers:

- 1 **Junior**, Grades 4-6
- 2 **Intermediate**, Grades 7-9
- 3 **Senior**, Grades 10-12
- 4 **Club** (two or more members) must be entered under the club name with all members and leaders names attached.

- 070 200 00_ **Animal Science** (Horses & Ponies, Beef, Sheep, Swine, Dairy Cattle, Goats, Llamas & Alpacas, Poultry, Rabbits, Cavies, Dogs, Cats, Pets & Veterinary Science)
- 071 200 00_ **Horticulture** (Flower & Ornamental Gardening, Container Gardening, Vegetable Gardening)
- 040 200 00_ **Natural Resources** (Entomology, Forestry, Geology, Marine Science, Conservation, Outdoors, Archery, Air Rifle, Air Pistol)
- 080 200 00_ **Engineering** (Computers, Electricity, Tractors & Woodworking)
- 020 200 00_ **Expressive Arts** (Art, Ceramics, Decorative Painting, Fiber Arts, Leathercraft & Cake Decorating)
- 030 200 00_ **Home Economics** (Clothing/Sewing, Knitting, Crocheting, Food & Nutrition, Food Preservation, Home Environment,
- 000 200 00_ **Other** (Areas not listed above)

NOTE: 4-H'ers entering an Animal Science Ed Display may use their exhibits in the barn as part of their barn decorations for Polk County Fair. Judging of Ed Displays will be on Monday of County Fair. 4-H'ers must let the judge know at judging if they will be using the display in the barn. Ed Displays may be moved to the barn on Tuesday. If your Ed Display has been selected to go on to State Fair, please consider how you will protect it in the barn so it is clean and in good shape for State Fair competition.

~ SPECIAL 4-H AWARDS ~ EDUCATIONAL DISPLAYS

Top Ed Displays - Beef; Sheep; Swine; Dairy Cattle; Dairy, Fiber or Meat Goats; Rabbits, and Poultry

Polk County Women for Agriculture

Top Ed Displays - Horse, Pygmy Goat, Dog, Cat, and Cavy

McDonald's, Dallas

Top Ed Display - Horticulture

Diane Ostrom, Monmouth

Top Ed Display Using a Scandinavian Heritage Theme

in memory of Barry Ostrom, Heart of Oregon Payroll Assoc.

Top Ed Displays - Outdoor Ed & Recreation; and Marine Science

Northstar General Contractor, Keizer

Top Ed Displays - Grains & Seed Industry; Fruit Industry; and

Filberts & Nut Industry

Ag First

Top Fish Themed Exhibit (Ed display, fish print, fly tying, art, etc.)

In memory of Joe Woolf, Fergus-Woolf families

PRESENTATIONS

These guidelines are to be used for Presentations in all project areas.

Judging criteria are outlined on the Oregon 4-H Presentation Evaluation sheets for Demonstrations and Illustrated Talks (211-001); Public Speaking (211-002) and Impromptu Speaking (211-003) available at the county Extension office and on the State 4-H website at:

<http://oregon.4h.oregonstate.edu/node/1853>

General Information

1. 4-H Presentation divisions include demonstrations, illustrated talks, public speeches, and impromptu speeches.
2. Members may have one entry in each division as long as the subject matter is different for each.
3. Members will be expected to use a microphone at State Fair.
4. All contestants will be interviewed by the judge at the conclusion of their presentation.
5. Contestants must sign up for a time slot to give their presentation.

Demonstrations and Illustrated Talks

A demonstration shows how to do something. There is a finished product at the end. An illustrated talk is a way to share information with the use of visual aids.

1. Topic may be anything the member wants to share with others.
2. A member may not present the same topic more than once at Fair.
3. Teams will consist of two members. If one team member is a senior and the other an intermediate, the presentation should be entered in the senior division.
4. Each team or individual will have time to set up, present, and clear the area. The actual presentation should be between 10 and 15 minutes in length.
5. 4-H members must furnish all supplies and equipment required except for a table, easel and microphone. If other special equipment is needed, contact the 4-H office prior to the Fair. A computer and projector can be available with prior notice.
6. The use of notes is permitted. However, the excessive use of notes may be counted against the contestant at the judge's discretion.
7. During the presentation, contestants should introduce themselves by name, county, and topic.
8. Contestants should cite their major references at the conclusion of their presentation. (Citing references is not included in the time).
9. Anyone may ask questions of the contestant.

211 600 011 Demonstration, Individual, Junior
211 600 012 Demonstration, Individual, Intermediate
211 600 013 Demonstration, Individual, Senior
211 600 021 Demonstration, Team, Junior
211 600 022 Demonstration, Team, Intermediate
211 600 023 Demonstration, Team, Senior

211 601 011 Illustrated Talk, Individual, Junior
211 601 012 Illustrated Talk, Individual, Intermediate
211 601 013 Illustrated Talk, Individual, Senior
211 601 021 Illustrated Talk, Team, Junior
211 601 022 Illustrated Talk, Team, Intermediate
211 601 023 Illustrated Talk, Team, Senior



Public Speeches

A public speech can be informational or persuasive. No visual aids may be used.

1. Topic may be anything the member wants to share with others.
2. A member may not present the same topic more than once at Fair.
3. Speeches should be between 7 and 10 minutes in length.
4. A (microphone at State Fair) table and easel will be provided.
5. The use of notes is permitted. However the excessive use of notes may be counted against the contestant at the judge's discretion.
6. During the speech, contestants should introduce themselves by name, county, and topic.
7. Contestants should cite their major references at the conclusion of their speech. (Citing references is not included in the time).
8. Anyone may ask questions of the contestant.

211 602 011 Public Speaking, Junior

211 602 012 Public Speaking, Intermediate

211 602 013 Public Speaking, Senior

Impromptu Speaking

The presenter must compose and deliver a speech with no prior preparation.

1. Contestants will draw topics at random.
2. Once contestants draw a topic, they will have five minutes to prepare before they begin their speech. The contestant may write notes on one 3 x 5 inch notecard which will be provided.
3. The speech should be 3 to 5 minutes in length.
4. During the speech contestants should introduce themselves by name, county, and topic.
5. A microphone will be provided at State Fair.
6. No questions may be asked at the conclusion of the speech.

211 603 011 Impromptu Speaking, Junior

211 603 012 Impromptu Speaking, Intermediate

211 603 013 Impromptu Speaking, Senior

SPECIAL 4-H AWARDS ~ PRESENTATIONS

Outstanding First Year, Junior, Intermediate & Senior Presentations,

Dean & Trudy Knieling, Salem

Outstanding Home Ec or Expressive Arts Presentation

The Miller Family, Independence

Outstanding Presentation Using a Scandinavian Heritage Theme

in memory of Barry Ostrom, Heart of Oregon Payroll Assoc.

Highest Blue Award & 2nd Highest Blue Award Demonstrations, Illustrated Talks, Public Speaking, Impromptu Speaking—Junior, Intermediate & Senior
(emphasizes dairy foods or dairy cattle production or management), Oregon Dairy Women

VIDEOGRAPHY

Videography classes are open to all 4-H members and/or teams in all project areas. Members and/or teams may enter **one exhibit per class**.

Suitable topics include project and non-project related subject matter. All portions of the video and sound must support the 4-H code of behavior. Audio or video parts not actually recorded by the member(s) must be from the public domain or not infringe on copyright. Public display of the video will be at the discretion of 4-H management. All audio or video parts not recorded by member must be given credit at the end of the movie. (Time for credit roll does not count in the movie minutes.)

Videos must be between 30 seconds and 10 minutes in length, not including the entry information at the beginning.

All exhibits must be accompanied by a Videography Exhibit Explanation Card (213-03). Judging criteria are outlined on the Videography Score Sheet (213-04). Both are available from the county Extension office or state 4-H website at:

<http://oregon.4h.oregonstate.edu/node/1853>

To be eligible for judging, videos must be presented in a format viewable on any computer or uploaded to the website. Options and instructions are available from the county Extension office or state 4-H website at:

<http://oregon.4h.oregonstate.edu/communications/videography>

Fill in blank in class number () with corresponding number for Junior, Intermediate, Senior, or Club/Team

- 1 Junior
- 2 Intermediate
- 3 Senior
- 4 Club/Team

213 100 00_ Promotional (advertisements, public service announcements, other promotional pieces)

213 200 00_ Documentary (oral history, travel log and other documentary pieces)

213 300 00_ Educational (would include "how to" or informational pieces)

213 400 00_ Performance (emphasize capturing a performance - not the quality of the performance itself)

213 500 00_ Animation

- SPECIAL AWARDS -

Static Division

(all non-animal exhibits)

Commissioners Choice Awards


Each of the three Polk County Commissioners will select a "Commissioners Choice" Award from the 4-H static division.

Fairboard Choice Awards

Each of the seven Polk County Fairboard Members will select a "Fairboard Choice" Award from the 4-H static division.

Fair Theme Awards

Special awards will be presented to individuals who make the best use of the Fair theme for their 4-H exhibit. Example of "Boots, Chaps & Cowboy Hats" might be ... Container Garden in cowboy boots; Cross-stitch exhibit of a western theme; photo of cowboy hats.



MISCELLANEOUS CONTESTS

FASHION REVUE CONTESTS

Judging takes place Monday, from 10 a.m. - 2 p.m. A 4-H Fashion Show (for the County Fair audience) will be held at 1:30 p.m. Saturday.

Fashion Revue

Contestants must be enrolled in a clothing, knitting, or crocheting project and model a garment made in the project. Judging criteria are outlined on the *Style Revue Score Card* (320-05), available at the county Extension office or on the State 4-H website at:

http://oregon.4h.oregonstate.edu/sites/default/files/special-events/state-fair/ContestMaterials/Contests/fashionrevuescorecard_320-05.pdf

Contestants must pre-register for a judging time slot.

If selected for State Fair:

* **A 4-H member may not enter the same garment in an exhibit class and the Fashion Revue.**

* Participants must bring a **typed commentary (100-150 words)** to be read when they model during the judging and during the public revue. **The typed description should be on a regular 8 1/2 x 11 sheet of white paper, double spaced, in 14 point Times New Roman font.** The typed description should not include information that would be considered too personal (i.e. size of garment or something really embarrassing) nor provide too much private information (address, town, school, etc.) as these commentaries are read in a public setting.

* Participants should also bring a copy of the *Fashion Revue Card* (320-06) information card with fabric samples and a photo of the participant wearing the garment. Participants should bring their garments to the State Fair at the time they are scheduled for Fashion Revue judging. Do not send garments to the State Fair with the county exhibits.

• The State Fair Public Fashion Revue includes Intermediate and Senior Clothing, Knitting, Crocheting and Ready-to-Wear garments. To qualify for a ribbon a member must participate in both the judging and public revue.

320 600 001 Fashion Revue, Junior
320 600 002 Fashion Revue, Intermediate
320 600 003 Fashion Revue, Senior

Fashion Revue - Ready to Wear

Fashion Revue – Ready to Wear is open to **any 4-H member**. Participants may combine newly purchased clothing with up to two items or accessories they already own to present a “Total Look” including shoes and accessories. Newly purchased items, including accessories, must make up a least half of the items in the outfit. Cost of newly purchased clothing is limited to a **total of \$25 or less**.

Participants must pre-register for a judging time slot.

If selected for State Fair participants will bring their garments with them on the day of their scheduled judging. Participants must bring a **completed Fashion Revue– Ready to Wear Information card, a photo of the garment being worn, and a typed commentary (100-150 words)** to be read during the judging and during the public revue. The typed description should be on a regular 8.5 x 11 sheet of white paper, double-spaced, in 14 point Times New Roman font. **The typed description should not include information that would be considered too personal (i.e. size of garment or something really embarrassing) nor provide too much private information (address, town, school, etc.) as these commentaries are read in a public setting.**

Judging criteria are outlined on the new Ready-to-Wear Fashion Revue Score Card (320-07), available at the county Extension office or on the State 4-H website at: http://oregon.4h.oregonstate.edu/sites/default/files/special-events/state-fair/ContestMaterials/Contests/fashionrevuescorecard_320-05.pdf Judging will include an interview where judges may ask the participants to explain the decisions they made in selecting the items they purchased.

320 600 006 Fashion Revue - Ready to Wear, Junior
320 600 004 Fashion Revue - Ready to Wear, Intermediate
320 600 005 Fashion Revue - Ready to Wear, Senior



CREATE "AT FAIR" FLOWER ARRANGING CONTEST

Open to all 4-H members and Cloverbuds (pre-4-H'ers).

Create a flower arrangement at County Fair. Contestants shall bring their own equipment- clippers, etc. Flowers, containers, flower arranging foam or frogs will be furnished. 20 minutes allowed.

911 700 080 Flower Arranging, Cloverbud
713 600 011 Flower Arranging, Junior
713 600 012 Flower Arranging, Intermediate
713 600 013 Flower Arranging, Senior

State Fair:

New in 2016—This contest will be offered at State Fair for Intermediates and Seniors.

To participate in this contest members must be enrolled in the Horticulture or Expressive Arts project area and must have been selected by a county-determined process.

Contestants must pre-register for a judging time slot. Contestants will have 45 minutes to complete their arrangements. The judge will then interview each contestant.

The flowers must be arranged in a vase with floral foam.

Participants must bring a **typed commentary (100-150 words)** to be read while they are preparing their arrangements.

State Fair will provide the following:

- A 6-8' table
- A variety of flowers
- Greenery
- Floral foam

Contestants must bring:

- A vase
- Shears and/or knife

The publication "Basic Floral Design" 4-H 2354L should be used by exhibitors as a reference.



TABLE SETTING CONTEST

Table Setting is open to any 4-H member.

Members must be selected by a county determined process to participate in State Fair.



Participants must pre-register for a judging time slot for Monday of Fair Week.

No food is prepared for this contest.

The Fair and 4-H are not responsible for lost or damaged items. High cost or sentimental items should be left at home.

General Guidelines:

- ▣ Contestants will have 15 minutes to set up their display.
- ▣ The judge will interview contestants after the display is set up. A maximum of 10 minutes will be allotted for the interview.
- ▣ A table will be provided with a marked space of 15" deep x 25" wide for the place setting. The contestant must bring all other supplies.
- ▣ Select a theme. The table setting may be for a breakfast, lunch or dinner and may range from a picnic to a formal meal.
- ▣ Plan a well-balanced menu, appropriate for your skill level and the chosen theme. The menu must be typed or neatly printed on a card of appropriate size and style for the theme. Foods must be listed in the order they will be served. The menu card may be incorporated into the display. Be creative!
- ▣ Plan an attractive table setting for one person. The setting should include a tablecloth and/or placemat, dishes, tableware, glassware, and napkin. All should be appropriate for the theme and the menu being served. Paper plates, plastic ware, and paper napkins may be used for casual themes. Centerpieces are acceptable if appropriate.
- ▣ Only utensils necessary for the meal should be placed on the table.
- ▣ New things are not necessary. Use what is available at home or from friends and relatives.
- ▣ All items should be safe to eat from, with no cracks or chips. They should be clean with no water spots or fingerprints.
- ▣ Alcoholic beverage containers or glasses are not allowed, nor should alcohol be included in the menu.
- ▣ It is optional to include salt and pepper shakers on your table.
- ▣ Contestants must do their own work. Spectators are not allowed in the area during the contest.
- ▣ Be prepared to answer any questions the judge might ask about the place setting, the menu and/or nutritional values.
- ▣ For State Fair: Contestants must remove all items immediately after the contest.

511 604 011 Table Setting, Junior (county only)

511 604 012 Table Setting, Intermediate

511 604 013 Table Setting, Senior

~SPECIAL 4-H AWARDS~
FLOWER ARRANGEMENT CONTEST

Champion Flower Arranger
in memory of Barry Ostrom,
 Heart of Oregon Payroll Assoc.

COOKIE & CUPCAKE DECORATING CONTEST

County only

Open to all 4-H members. Participants will be provided with basic round sugar cookies and standard cupcakes to decorate; butter cream icing; food coloring, spreading tools, and pastry bags with basic decorating tips. 4-H'ers will have 30 minutes to decorate three items. They will submit their top two for judging. The third item will be put in a package and the 4-H'er may present it to a person of their choosing.

236 600 011 Junior
236 600 012 Intermediate
236 600 013 Senior

Contestants must pre-register for a judging time slot for Saturday of Fair week.

CAKE DECORATING CONTEST (At State Fair)

Members must have exhibited in the cake decorating division at their county fair in order to participate in this state contest.

Judging criteria are outlined on the 4-H Cake Decorating Contest Evaluation Form found at, <http://oregon.4h.oregonstate.edu/node/1859>

1. Participants must come with all supplies needed for the contest, including:
 - cake (see description below by age group)
 - cake board (s)
 - butter cream icing
 - food coloring
 - spreading tools
 - pastry bags
 - bowl or container
 - decorating tips (must use a minimum of three)
 - Decorations
2. *Intermediate participants will have up to one hour to decorate a single layer 8" cake (real not foam).*
3. *Senior participants will have up to two hours to decorate a ¼ sheet size cake (real not foam).* The cake can be sculpted or rectangular. The cake can not be larger than 8"x 11" in area or taller than 6". Seniors may also use fondant, gum paste, royal icing, molding chocolate, or butter cream. Seniors are also expected to make at least one decoration on site.
4. Members must apply all icing to the cake during the contest. Members may prepare some items at home to use in decorating their cake (e.g. icing decorations, edible flowers, etc.). Decorations can also be made on site.
5. **The board should be iced and decorated as if it were the top of a cake.**
6. Participants will have access to items in the kitchen including refrigerator, sink, and mixer.
7. Participants are expected to leave the kitchen clean.
8. All participants must sign up for a time slot. Participants will be interviewed by the judge at the conclusion of their cake decorating contest.

Scoring:

Preparation & Management Skills: 20%

- assembling
- efficient use of tools
- neatness
- sanitation
- cleanliness of kitchen

Creativity/Originality: 40%

- Display of cake
- Design concept
- Style/choice of embellishment

Presentation of Finished Product: 40%

- Appearance
- Satisfaction of the Principles & Elements of Art
 - * texture *color *symmetry *balance *harmony
- Overall appeal



236 600 011 Junior (county only)
236 600 012 Intermediate
236 600 013 Senior

LEGO BUILD-A-THON CONTEST

(County Only)

Contestants must pre-register for a judging time slot for Friday of Fair week.

Each participant will be given one hour to construct a Lego display of their choosing. No kits or patterns to be used; only standard Legos – no specialty parts and no mini-figurines. Bring your own Lego pieces. **There is no limit to the number of pieces.** Display will include an explanation card that will include a story of what the item is; how it is to be used; why it was chosen. Display should fit in a box lid or container clearly identified with your name and title of the display. All displays will be covered in plastic wrap to reduce the chance of items being stolen. Exhibits are displayed at your own risk.

Judging criteria will include: creativity, stability, the theme of the display and the story it tells. Intermediates and Seniors will also be assessed on complexity and challenge of the display.

Awards for this contest will be “People’s Choice Award” selected by Fair-goers in each age category.

231 600 751 Junior
231 600 752 Intermediate
231 600 753 Senior



SHELTER BUILDING CONTEST

County Only

As part of the Outdoor Ed and Recreation project, the following contest will be held at County Fair. Open to all 4-H members. Ribbons will be awarded.

Two contestants per team.

Contestant provides all their own supplies/materials for a two person shelter

May not use any supplies/materials found on fairgrounds. All building materials must be brought from home.

Suggested items to bring:
Tarp, pari-cord, bungee cords, poles.

No store bought pre-made shelters, tents and/or emergency kits.

No digging allowed.

Time Period: 1 hour limit

Judged on:
Structurally sound
Dry/Water tight
2 people can get into shelter
Teamwork/communication

Judged at:
completion:
24 hours
48 hours

Contestants may perform repairs when needed over the span of 48 hours.

~ No outside help or coaching allowed ~

451 602 001 Shelter Building, Team of 2

Contact Jeff Dunton (503) 420-9107 for more info.



SHOOTING SPORTS CONTESTS



ARCHERY CONTEST

County Only

Glen Miller (503) 508-6900
Archery Superintendent

This contest is open to 4-H Members enrolled in the 4-H Archery project who are in good standing in a 4-H Archery club whose leader is a qualified Oregon 4-H Master Shooting Sports Instructor. All Oregon 4-H Shooting Sports Programs will be taught as a group project activity (under the direction of registered Shooting Sports Instructor). The Oregon 4-H Shooting Sports Program is not open as an independent 4H project.

Any of the Following Bows may be used: Long Bow, Recurved Bow, or Compound Bow.

Targets will be scored and results and awards will be presented at the 4-H Awards program Saturday afternoon. See Fair schedule.

BARE BOW - is a style of shooting using a compound style bow **without** a bow sight and using a finger tab or a shooting glove. No mechanical release is allowed.

461 700 011 Bare Bow, Junior
461 700 012 Bare Bow, Intermediate
461 700 013 Bare Bow, Senior

COMPOUND - is a style of shooting using a compound style bow **with** a bow sight and using a finger tab, a shooting glove, or a mechanical release.

461 700 021 Compound, Junior
461 700 022 Compound, Intermediate
461 700 023 Compound, Senior

RECURVE/LONGBOW- is a style of shooting using either a recurve or longbow with a finger tab or shooting glove. No mechanical release is allowed.

461 700 031 Recurve/Longbow, Junior
461 700 032 Recurve/Longbow, Intermediate
461 700 033 Recurve/Longbow, Senior

AIR RIFLE CONTEST

County Only

Jeff Dunton—(503) 420-9107
Air Rifle Superintendent

This contest is open to 4-H Members enrolled in the 4-H Rifle project who are in good standing in a 4-H Rifle Club whose leader is a qualified Oregon 4-H Master Shooting Sports Instructor. All Oregon 4-H Shooting Sports Programs will be taught as a group project activity (under the direction of registered shooting sport instructor). The Oregon Shooting Sports Program is not open as an independent 4-H project.

ALL RIFLES MUST BE UNLOADED AND STORED IN A RIFLE CASE. THE RIFLE WILL ONLY BE PERMITTED TO BE REMOVED FROM THE CASE INSIDE THE PERMITTED RANGE AREA. TRANSPORTATION OF AIR RIFLES TO AND FROM THE RANGE SHALL BE UNDER THE DIRECT SUPERVISION OF A RESPONSIBLE INDIVIDUAL OF AT LEAST 21 YEARS OF AGE.

Targets will be scored and results and awards will be presented at the 4-H Awards program Saturday afternoon. See Fair schedule.

National standard three position sporter air rifle

Target: NRA AR 5/10
Distance: 10 meters or 33 feet
Course of fire: 3x20. 20 shots each position: prone, standing and kneeling in that order. (60 record shots)
Time limit: 1 1/2 minutes per shot prone, 1 1/2 minutes per shot kneeling, 1 1/2 minutes per shot standing.

Equipment: .177 caliber air rifles under 7.5 pounds with metallic sights are permitted. Trigger pull must be a minimum of 1 1/2 lbs. Rifles that are officially approved include Daisy 753/853/953, Daisy 888, Daisy XSV40 and Crossman 2000. Any rifle not included in this list but complies with the requirements of the Sporter Air Rifle as stated in the National Standard Rules may be submitted for a decision prior to the competition and may be added to the list of approved rifles.

Clothing: Shoes are restricted to soft, low-cut athletic or street shoes that do not extend above the ankles. NO BOOTS ARE PERMITTED. A shooting glove may be worn. No shooting jackets are permitted. Up to two sweatshirts or clothing suitable for the prevailing weather are permitted.

462 700 011 Air Rifle, Junior
462 700 012 Air Rifle, Intermediate
462 700 013 Air Rifle, Senior

Shooting Sports section continued on next page.

AIR PISTOL CONTEST

County Only

Jeff Dunton (503) 420-9107

Air Rifle Superintendent

This contest is open to 4-H Members enrolled in the 4-H Air Pistol project, who are in good standing in a 4-H Pistol Club, whose leader is a qualified Oregon 4-H Master Shooting Sports Instructor. All Oregon 4-H Shooting Sports Programs will be taught as a group project activity (under the direction of registered shooting sport instructor). The Oregon Shooting Sports Program is not open as an independent 4-H project.

ALL PISTOLS MUST BE UNLOADED AND STORED IN A PISTOL CASE. THE PISTOL WILL ONLY BE PERMITTED TO BE REMOVED FROM THE CASE INSIDE THE PERMITTED RANGE AREA. TRANSPORTATION OF AIR PISTOLS TO AND FROM THE RANGE SHALL BE UNDER THE DIRECT SUPERVISION OF A RESPONSIBLE INDIVIDUAL OF AT LEAST 21 YEARS OF AGE.

Targets will be scored and results and awards will be presented at the 4-H Awards program Saturday afternoon. See Fair schedule.

National standard two-position air pistol

Target: NRA B40/4

Distance: 10 meters or 33 feet

Course of fire: 2x20. 20 shots each position: 2 hand standing unsupported and single hand standing in that order. (40 record shots)

Time limit: 1 minute per shot. Each position


Equipment: .177 caliber air pistol. Single shot or revolver (single or double action). No semi automatic firearms will be allowed. Only open sights will be allowed.

Clothing: Shoes are restricted to soft, low cut athletic or street shoes that do not extend above the ankles. NO BOOTS ARE PERMITTED. No shooting gloves may be worn. No shooting jackets are permitted. Up to two sweatshirts or clothing suitable for the prevailing weather are allowed.

463 700 011 Air Pistol, Junior

463 700 012 Air Pistol, Intermediate

463 700 013 Air Pistol, Senior



SPECIAL 4-H AWARDS SHOOTING SPORTS

ARCHERY

Top Scoring Bare Bow, Compound & Recurve/Longbow
Cloverdale Farms, Rickreall

**Reserve Champion & Champion - Most Improved Archer,
Junior, Intermediate & Senior**
Pacific Crest Archery Pro Shop

AIR RIFLE

Top Scoring Junior, Intermediate & Senior
Goat Knoll Farm, Dallas

AIR PISTOL

Top Scoring Junior, Intermediate & Senior
Nathan & Emily Woods, Dallas

OVERALL

High Combined Score —Archery, Rifle & Air Pistol
* Friend of 4-H *

FOOD CONTESTS

GUIDELINES FOR ALL FOODS CONTESTS



Participants may enter:

- * one Food Preparation Contest
- * one Individual Mini-Meal Contest &/or one Team Mini-Meal Contest
- * one Outdoor Cookery Contest

All 4-H'ers entering these contests must pay a \$5 entry fee, per contest, due with their entry form. It will be refunded to the 4-H'er when he/she completes the competition for the contest area. If the 4-H'er cancels or is a "no show" the \$5 will not be refunded, but will go into the 4-H Leaders Association treasury.

1. All food contests are to be held in the 4-H Exhibit Building, except for Outdoor Cookery, which will be held **in a location to be determined.**
2. **All contest times need to be scheduled through the county Extension Office prior to Fair. Please be aware that due to time conflicts it may not be possible to participate in all offered contests.**
3. Even in contests where clean-up is not judged, kitchens and Outdoor Cooking area must be left in neat, clean, working order. Participants failing to do so may be penalized.
4. As much preparation as possible should be done in front of the judge.
5. For food safety reasons finished dishes prepared at home may not be brought and served at Fair.
6. The use of alcoholic beverages that would be unlawful for a minor to purchase or possess is not permitted.
7. Participants will be judged on work habits, nutrition of item prepared, attractiveness (may be very simple) and clean up.
8. Participants will serve samples of the food to the judge and the public. Paper plates and plastic utensils provided by the Polk County 4-H office
9. In the event you forget some equipment, plates, etc., please talk to the contest superintendent. Something might be available in the 4-H Kitchen.
10. For food safety reasons contestants enrolled in Food Preservation, and planning to use home canned items as an ingredient, should ensure they were processed using current USDA or OSU approved canning methods (see 4-H Food Preservation section of the Fairbook) and should bring processing information with them.
11. Participants should be in appropriate dress for safe cooking and are expected to follow food and kitchen safety procedures.

Please read the individual Fairbook section for each contest you wish to participate in. Rules and specifications may be slightly different for County Fair contests than for State Fair contests.



See Outdoor Cookery Contest Section
for information on the
Outdoor Cookery Contests.

MONSTER COOKIE CONTEST

County Only (no premiums)

Calling all cookie monsters, Junior, Intermediate, or Senior 4-H'ers. Need not be enrolled in Foods Projects to participate. 4-H'er will make giant 5" baked cookies from a favorite cookie recipe. Batch of dough is made at home. Only the baking is done at the fairgrounds. 4-H'er will have one hour to bake, and will select one cookie to be judged. All other cookies will be sold to benefit 4-H and prize money will come from proceeds. A minimum of 8 cookies must be turned in; 1 for judging and 7 for selling. Cookies will be measured. Include recipe on 5" x 8" card or paper; please DO NOT put your name on recipe. Recipe must be included for cookie to be judged. Cookies are to be sold during the Fair. Kitchen must be left neat and clean.

511 700 000 Monster Cookie Contest



OUTDOOR COOKERY CONTEST

County Only

Outdoor Cooking Contest will be held in a location to be determined.

The contest increases recognition and visibility to 4-H members in the Outdoor Cookery project, and enhances visibility of the skills youth develop through 4-H. Each participant is required to prepare only one outdoor cookery main dish. A second food may be prepared, but if it requires cooking it should use the same heat source as the main dish. It should also complement the main dish.

Note: All 4-H'ers entering this contest must pay a \$5 entry fee due with their entry form. It will be refunded to the 4-H'er when he/she completes the competition for this contest area. If the 4-H'er cancels or is a "no show" the \$5 will not be refunded, but will go into the 4-H Leaders Association treasury.

JUNIOR DIVISION

1. Build a fire using charcoal. Bring all equipment needed. Outdoor fires must be self-contained unit. County Fair lawns may not be disturbed by digging or putting fire on the ground).
2. Prepare and cook one food of your choice. Do not prepare a complete meal.
3. Serve the judge.
4. One and one-half hours allowed for building fire and preparing food, cooking and clean up.
5. Before contest, explain to the judge your method of food preparation, amount of time food cooks, give judge a copy of the "Judge's Information Form" available from the county Extension Office. Also include cost of food.

511 700 001 Outdoor Cookery Contest, Junior

INTERMEDIATE & SENIOR DIVISION

The following applies to both the Intermediate & Senior division:

1. Participants will prepare their food outdoors. Outdoor fires must be a self-contained unit. County Fair lawns may not be disturbed by digging or putting fire on the ground
2. Contestants should provide all their own equipment and ingredients. Preparation tables and a water source will be provided.
3. Contestants will have two hours for set-up, preparation and clean-up. Additional time needed to get the fire ready will not be considered part of the two hours.
4. Contestants should prepare one recipe/batch of the main dish. No fixed number of servings is required
5. The use of alcoholic beverages is not permitted (possession of such beverages by a minor is unlawful).
6. Food prepared must be accompanied by a poster with the recipe of the food item being prepared. The size of the poster must not be less than 22" x 30" and easy to hang from a table or mount on an easel. Printing on the poster should be easily read by the public.
7. The food prepared must be displayed on a serving platter, tray, bowl, etc. Contestants will serve samples of the food to the judge and the public and answer any questions as needed. Paper plates and utensils will be provided by the Fair.

NOTE: Contestants must provide the judge with a "Judge's Information Form" available from the county Extension Office.

511 700 002 Outdoor Cookery Contest, Intermediate

511 700 003 Outdoor Cookery Contest, Senior



~SPECIAL 4-H AWARDS ~
OUTDOOR COOKERY

Champion Junior Outdoor Cookery Contestant

Friend of 4-H

Champion Intermediate Outdoor Cookery Contestant

Friend of 4-H

Champion Senior Outdoor Cookery Contestant

Friend of 4-H

Top Outdoor Cookery Contestant using Cast Iron

In memory of Joe Woolf, Fergus-Woolf families

JUNIOR FOOD PREPARATION CONTEST

County Only

JUNIOR MINI-MEAL CONTEST

County Only

“Foods of the Pacific Northwest”

Participants must be enrolled in the Foods and Nutrition project. Each participant must prepare one food product. Judging criteria are outlined in the newly revised *4-H Food and Nutrition Contest Score Sheet (40-457)*, available at the county Extension Office or on the State 4-H website at

<http://oregon.4h.oregonstate.edu/fair-exhibit-and-contest-materials>

1. Participants will have 30 minutes (start to finish) for set-up, preparation and clean-up. Participants must provide all ingredients and equipment except range, microwave oven, and refrigerator.
2. Participants should prepare one recipe, one batch, etc., of the food product using at least two ingredients representative of the Pacific Northwest. Participants should select a food product that can be prepared within the time limit. For food safety finished dishes prepared at home may not be brought and served at Fair. Only yeast products which require proofing will be allowed extra time. Proofing time is done with members out of the kitchen. Participants should not prepare the same recipe more than one year.
3. The use of alcoholic beverages that would be unlawful for a minor to purchase or possess is nor permitted.
4. The food prepared must be displayed on a serving platter or tray, or in a dish, bowl, basket, etc. Participants must also display one place setting of the table service which would be used in serving the food at a meal (include plates, tableware, napkins, glasses, tablecloth, placemat, or whatever is appropriate). A card table will be available for each display. A centerpiece may be included if the participant wishes, but is not required.
5. Participants will serve samples of the food to the judge and the public. Paper plates and plastic utensils will be provided by the Polk County 4-H office.
6. **All participants must provide the judge with a “Judges Information Form”** available from the county Extension Office, or at: <http://Oregon.4h.oregonstate.edu/node/1859>
Include cost of food. The judge will also ask questions regarding the Pacific Northwest food used, i.e., its nutritive value, region produced or season when most plentiful.
6. **All participants must provide a poster (approximately 24”x 30”) of the recipe to display in their preparation area. Please include 4-H member’s name, county and contest name on the poster.**
7. Participants are expected to leave the kitchen clean. This will be part of the judges evaluation.

Prepare and attractively serve one of the following:

- * Creative Nutritious Snack
- * Creative Nutritious Breakfast Food
- * Creative Nutritious Sandwich

511 601 011 Junior Food Prep



There is one division in the contest - Junior. Within that division there is an individual and a team class. Teams will consist of two members—both must be Juniors.

4-H members enrolled in the Foods & Nutrition and Food Preservation projects may have one entry in each class as long as different dishes are prepared for each. Each participant (or team) must prepare only one dish. May be a main dish or any other food which would be part of a larger meal if other foods were included.

The meal might be part of a breakfast, lunch, dinner, brunch, buffet supper, snack meal, party meal, etc. Members can utilize food products they have preserved. Judging criteria are outlined in the *4-H Food and Nutrition Contest Score Sheet (40-457)*, available at the county Extension Office or on the OSU State 4-H website at:

<http://oregon.4h.oregonstate.edu/node/1858>

The following items apply to each division and class.

1. Participants will have one hour for set-up, preparation and clean up. Participants must provide all ingredients and equipment except range, microwave oven and refrigerator.
2. Participants should prepare one recipe, one batch, etc. of food product. No fixed number of servings is required.
3. The use of alcoholic beverages that would be unlawful for a minor to possess is not permitted.
4. The foods prepared must be displayed on a serving platter or tray, or in a dish, bowl, basket, etc. Participants must also display one place setting of the table service which would be used in serving the meal (include plates, tableware, napkin, glasses, tablecloth, placemat, or whatever is appropriate). A card table will be available for each participant to use for display. A centerpiece may be included if the participant wishes, but is not required.
5. Participants will serve samples of the food to the judge and the public. Paper plates and plastic utensils provided by the Polk County 4-H office
6. **All participants must provide the judge with a “Judge’s Information Form”** available from the county Extension Office, or at, <http://oregon.4h.oregonstate.edu/node/1859>
Include cost of food and plan the whole meal with which the dish would be served.
7. **All participants must provide a poster (approximately 22” x 30”) of the recipe to display in the preparation area. Please include 4-H member’s name, county and contest name on the poster.**
8. Participants are expected to leave the kitchens clean. This will be part of the judge’s evaluation.

511 602 011 Mini-Meal, Junior
511 602 021 Mini-Meal, Team, Junior



Food Contest section continued on next page

INTERMEDIATE & SENIOR FOOD PREPARATION CONTEST

“Foods of the Pacific Northwest”

Participants must be enrolled in the Foods and Nutrition project. Each participant must prepare one food product. Judging criteria are outlined in the newly revised *4-H Food and Nutrition Contest Score Sheet (40-457)*, available at the county Extension Office or on the State 4-H website at

<http://oregon.4h.oregonstate.edu/fair-exhibit-and-contest-materials>

There are two divisions in the contest, Intermediate and Senior. The following items apply to each division and class.

1. Participants will have one hour (start to finish) for set-up, preparation and clean up. Participants must provide all ingredients and equipment except range, microwave oven, and refrigerator.
2. Participants should prepare one recipe, one batch, etc., of the food product using at least two ingredients representative of the Pacific Northwest. Participants should select a food product that can be prepared within the time limit. For food safety finished dishes prepared at home may not be brought and served at Fair. Only yeast products which require proofing will be allowed extra time. Proofing time is done with members out of the kitchen. Participants should not prepare the same recipe more than one year.
3. The use of alcoholic beverages that would be unlawful for a minor to purchase or possess is not permitted.
4. The food prepared must be displayed on a serving platter or tray, or in a dish, bowl, basket, etc. Participants must also display one place setting of the table service which would be used in serving the food at a meal (include plates, tableware, napkins, glasses, tablecloth, placemat, or whatever is appropriate). A card table will be available for each display. A centerpiece may be included if the participant wishes, but is not required.
5. Participants will serve samples of the food to the judge and the public. Paper plates and plastic utensils will be provided by the Polk County 4-H office.
6. All participants must provide the judge with a “*Judges Information Form*” available from the county Extension Office, or at, <http://Oregon.4h.oregonstate.edu/node/1859>
The judge will also ask questions regarding the Pacific Northwest food used, i.e., its nutritive value, region produced or season when most plentiful.
7. **All participants must provide a poster (approximately 24” x 30”) of the recipe to display in their preparation area. Posters taken to State Fair will not be returned. Please include 4-H member’s name, county and contest name on the poster.**
8. Participants are expected to leave the kitchen clean. This will be part of the judges evaluation.
9. Contact the Extension Office to sign-up for a cooking time.

INTERMEDIATE DIVISION

511 601 012 Intermediate. One food product chosen from: Fruit or Vegetable Dish, Salad, Sandwich, Grain Product, Yeast Product, Dairy Product, Main Dish.

SENIOR DIVISION

511 601 013 Senior. One food product chosen from: Fruit or Vegetable Dish, Salad, Sandwich, Grain Product, Yeast Product, Dairy Product, Main Dish.

INTERMEDIATE & SENIOR MINI-MEAL CONTEST

There are two divisions in the contest, Intermediate and Senior. Within those divisions there are individual and team classes. Teams will consist of two members. If one team member is a senior and the other an intermediate, the mini-meal should be entered in the senior division.

4-H members enrolled in the Foods & Nutrition and Food Preservation projects may have one entry in each division as long as different dishes are prepared for each. Each participant (or team) must prepare only two dishes. One must be a main dish and the other can be any other food which would either (a) make an entire meal if served together, or (b) be part of a larger meal if other foods were included.

The meal might be a breakfast, lunch, dinner, brunch, buffet supper, snack meal, party meal, etc. Members can utilize food products they have preserved. Judging criteria are outlined on the newly revised *4-H Food and Nutrition Contest Score Sheet (40-457)*, available at the county Extension Office or on the OSU State 4-H website at <http://oregon.4h.oregonstate.edu/node/1859>

The following items apply to each division and class.

1. Participants will have two hours (start to finish) for set-up, preparation and clean up. Participants must provide all ingredients and equipment except range, microwave oven and refrigerator. For food safety finished dishes prepared at home may not be brought and served at Fair.
2. Participants should prepare one recipe, one batch, etc. of food product. No fixed number of servings is required.
3. The use of alcoholic beverages that would be unlawful for a minor to possess is not permitted.
4. The foods prepared must be displayed on a serving platter or tray, or in a dish, bowl, basket, etc. Participants must also display one place setting of the table service which would be used in serving the meal (include plates, tableware, napkin, glasses, tablecloth, placemat, or whatever is appropriate). A card table will be available for each participant to use for display. A centerpiece may be included if the participant wishes, but is not required.
5. Participants will serve samples of the food to the judge and the public. Paper plates and plastic utensils provided by the Polk County 4-H office
6. **All participants must provide the judge with a “*Judge’s Information Form*” available from the county Extension Office, or at, <http://oregon.4h.oregonstate.edu/node/1859>**
7. **All participants must provide a poster (approximately 24” x 30”) of the recipe to display in the preparation area. Posters taken to State Fair will not be returned. Please include 4-H member’s name, county and contest name on the poster.**
8. Participants are expected to leave the kitchens clean. This will be part of the judge’s evaluation.
9. Contact the Extension Office to sign-up for a cooking time.

511 602 012 Mini-Meal, Intermediate

511 602 022 Mini-Meal, Team, Intermediate

511 602 013 Mini-Meal, Senior

511 602 023 Mini-Meal, Team, Senior



Food Contest Section continued on next page

IRON CHEFS IN TRAINING

Brunch Item Contest— County Only

A creative food contest open to all 4-H members

Enter as teams of two members:

- * Junior and Intermediate
- * Junior and Senior
- * Intermediate and Senior



The teams will have 60 minutes to use the mystery ingredient to prepare 2 items suitable for serving at a brunch. The items should emphasize/showcase the mystery ingredient.

The contest kitchen will provide the mystery ingredient, range, microwave oven and refrigerator. Participants must provide all other ingredients, recipes, individual serving dishes for judge and equipment.

The names of two possible mystery ingredients will be identified for the teams two weeks prior to the contest. The actual mystery ingredient will be announced to the judges and team just prior to entering the kitchen.

The participants are expected to leave the kitchen clean. This will be part of the judge's evaluation.

Scoring: 50 points maximum

- * 20 points maximum for taste
- * 15 points maximum for plating (appearance of presentation)
- * 10 points maximum for food safety
- * 5 points maximum for originality

511 603 021 Iron Chefs In Training

INTERMEDIATE & SENIOR IRON CHEF STATE FAIR CONTEST

In this competition teams compete in head to head battles to find out whose cuisine will reign supreme in a battle involving a secret ingredient. Contestants will be interviewed throughout the competition.

1. Participants will have 60 minutes to complete two dishes (i.e. appetizer, soup, salad, main entrée, dessert).
2. The contest kitchen will provide the mystery ingredient, range, microwave oven and refrigerator. Participants must provide all other ingredients, recipes, individual serving dishes for judge and equipment.
3. Each course should emphasize/showcase the mystery ingredient.
4. Team should prepare and plate 4 servings of each Dish for the 4 judges. Samples will not be served to the public unless there is extra. Pay special attention to portion sizes. Judges will be eating multiple dishes so portions should be petite.
5. The names of two possible mystery ingredients will be given to the team two weeks prior to the contest. The actual mystery ingredient will be announced to the judges and team just prior to entering the kitchen.

6. The food prepared must be plated for the four judges and served to each at the same time. The second food must be served on a separate plate for each judge.
7. The order in which teams serve the judge will be decided prior to the contest start. It is acceptable (and advisable) for teams serving their dishes second to take measures to preserve the temperature of their creations.
8. Participants are expected to leave the kitchen clean. This will be part of the judge's evaluation.
9. Each of the four judges will award up to a maximum of 50 points to each team -
 - 20 points maximum for taste
 - 15 points maximum for plating (appearance of presentation)
 - 10 points maximum for food safety
 - 5 points maximum for originality

Each county or combined county team may enter a State Fair team of 2-3 members. Entries may be limited by contest space. If contest is not full, more than one team from a county may be eligible to participate at State Fair. This contest is not judged by the Merit Method of judging.

511 603 022 Iron Chef Teams (Intermediate/Senior mixed)



~SPECIAL 4-H AWARDS~ FOOD CONTESTS

Outstanding Junior Foods Contestant

*In Memory of Bea Hiebenthal Totten,
Zora Ann McClintock, Monmouth*

Outstanding Intermediate Foods Contestant

The Dennis-Collins Family, Dallas

Outstanding Senior Foods Contestant

*In memory of Bud Morrow
The Morrow Family, Sheridan*

Highest Blue Award & 2nd Highest Blue Award Junior, Intermediate & Senior Food Preparation Contest

*(food prepared emphasizes dairy foods)
The Oregon Dairy Women*

JUDGING & IDENTIFICATION CONTESTS

(No pre-entry required - No Premiums)

Animal Science Judging Contests

Juniors, Intermediates and Seniors participating. See 4-H & FFA Schedule of Events for date and time of contest.



1. To participate in a 4-H judging contest, individuals must be enrolled in 4-H.
2. Ribbons will be awarded on individual scores.
3. No coaching is allowed during the contest.
4. Only official contest materials may be used during the contest with the exception of a clipboard, a pen or pencil and blank paper for taking notes. Notes will not be allowed when giving reasons. Members using materials other than those allowed will be disqualified.
5. No talking is allowed by 4-H members after the contest has begun. If 4-H members have a question regarding the contest, the member should address that question to the contest facilitator. 4-H members will be given one warning for talking. The next offense will result in the member receiving a zero for that class. Subsequent violations will result in the member being dismissed from the contest and receiving a zero for all classes. Decisions regarding the compliance with this rule rest with the contest facilitator.

For State Fair:

Above rules apply, plus:

6. County Teams must be identified and registered prior to the judging contest. Each county may field one intermediate and one senior team.
7. To facilitate greater participation, counties who are unable to enter a full team may wish to combine members so a team representing several counties may participate in the judging contests at State Fair. To enter a combined team, teams must be identified in writing from both county agents prior to the contest. To demonstrate county approval, all counties involved should be cc'd when the electronic entry form is Emailed. Additionally, if counties are unable to fill a senior team, they may bring up 9th grade participants to fill the team. These 9th graders should not bump other senior members and should not result in the county being unable to fill and intermediate team.
8. A 4-H member may only enter a National 4-H Competitive event once. Participating members of a team entry are ineligible to enter the same event again as a part of another team (national rules). Therefore, members who have previously participated in a National Competitive event will not be eligible to participate in future state contests (of the same event). Counties that enter such teams will be disqualified from the contest.
9. Teams representing Oregon, in the appropriate National Competitive event, will be responsible for raising all funds associated with expenses for the National Competition.

Livestock Judging Contest

No County Fair contest will be held. State Fair team members should prepare for sheep, swine, beef and meat goat classes, as well as oral reasons and question classes.

Check with the Polk County 4-H Office for more info on State Fair Contests. Advance registration required and due in County Fair 4-H Office by 2:00 p.m. Sunday of County Fair week.

Small Animal Judging Contest

No County Fair or State Fair contest will be held.

Dairy Goat Judging Contests

No County Fair contest will be held. State Fair team members will judge four classes of animals (two senior, two junior), one equipment/management/feed class and two classes of oral reasons. Advanced registration required and due in County Fair 4-H Office by 2:00 p.m. Sunday of County Fair week.

Clothing Judging Contest & Foods Judging Contest

No County Fair or State Fair contests will be held.

Horticulture Judging Contest (County Only)

Juniors, Intermediates and Seniors participating. Held Thursday of County Fair during the Horticulture Show.

Classes may include: flower identification, flower and vegetable seed identification, judge and place four plates of vegetables, judge and place four flower arrangements, and tool identification.

~SPECIAL 4-H AWARDS~ ANIMAL JUDGING

Livestock Judging - Junior, Intermediate, & Senior Champions

Red Prairie Ranch, Sheridan

Small Animal Judging - Junior, Intermediate & Senior Champions

Barbara Redinger, Dallas



2016 POLK COUNTY FAIR 4-H ENTRY FORM

This form is due in the Polk County Extension Office by 6:00 p.m., **Friday, July 1.**



Late entry forms will be accepted until 5:00 p.m., Friday July 8, with a penalty fee of \$10 per form.
Polk County Extension Office is located in the Ellendale Plaza, at 289 E Ellendale, Suite 301, Dallas
You may MAIL your entry form to: OSU Extension Service - Polk Co. 289 E Ellendale, Suite 301 Dallas, OR 97338
Entries can now be completed ONLINE at polkor.fairmanager.com/ (copy link into browser)

Questions? Please call the Extension Office: (503) 623-8395

Please type or print neatly

Age as of Sept. 1, **2015** _____

Exhibitor's Name _____

Grade last completed _____

Mailing Address _____
(Road/Street/PO Box) (City) (Zip)

Phone (_____) _____ email _____

READ & SIGN BELOW:

1. It is the responsibility of each 4-H'er to list all of their County Fair 4-H entries on this form, regardless of how many projects and/or clubs they are enrolled in. Additional pages may be added if needed. Please be sure they are securely stapled together.
2. BE EXACT! Any corrections or additions made after the deadline are late entries and no premiums will be awarded. This applies to ALL 4-H entries. We strongly encourage you to double-check your entries with your 4-H Leader(s).
3. 4-H'ers (4th –12th grades) must complete and turn in, by 6 p.m. July 1, the official "My 4-H Record for 2016 Polk County Fair Participation" form for all project areas they are exhibiting in, and have it pass inspection in order to exhibit in 4-H at County Fair.
3. All exhibits MUST remain intact until the release time on Sunday and MAY NOT be removed before that time.
4. 4-H Premiums not picked up during Fair; or after Fair at the Fairgrounds main office (between 9 a.m. & 3 p.m.) by Wednesday, August 17, will be forfeited.
5. If exhibitors have any questions, contact the Polk County Extension Office. Exhibitor is responsible for following all 4-H rules listed in the Fairbook.
6. By act of entry, I agree to all rules, procedures, animal ethics guidelines, and parent & youth Codes of Conduct governing exhibitors and exhibits, and release the Polk County Fair and Polk County 4-H from any liabilities for loss, damage, or injury to livestock or other property while said property is on the Fairgrounds.

Exhibitors Signature

Date

Parent/Guardian Signature

Class Number										Project Area	Class Title (list COMPLETE info, as examples shown)	Club Name
3	2	0	1	0	1	1	1	1	0	Clothing	Basic Skills Level 1, Garment or item, Cutting Skills	
5	1	1	1	1	0	0	1	0		Foods	Basic Skills Level 1, Cookies	
7	2	1	1	0	4	0	2	0		Beef	Hereford, Jr. Calf, Heifer	

Stall/Pen/Cage requests for all animals you bring to Fair must be written on the official Stall/Pen/Cage Request Card (one card per 4-H'er & species) available at the Extension Office or online, and must be turned in with this entry form by the July 1st deadline.

FOR EXTENSION OFFICE USE ONLY—DO NOT WRITE OR MARK IN THIS SECTION

Stalls	Pens	Pens	Cages	Bring Own Crate/Cage
() Horse	() Sheep	() Dairy Goats	() Chickens/Pigeons/Doves	Dogs
() Beef Cattle	() Swine	() Meat Goats	() Turkeys/Geese	Cats & Pets
() Dairy Cattle	() Llamas/Alpacas	() Pygmy Goats	() Ducks	Cavies
		() Fiber Goats	() Rabbits	

Class Number									Project Area	Class Title <i>(list complete title, as examples shown)</i>	Club Name
3	2	0	1	0	1	1	1	0	Clothing	Basic Skills Level 1, Garment or item, Cutting Skills	
5	1	1	1	1	0	0	1	0	Foods	Ph. 1, Cookies (bar, drop, no bake)	
7	2	1	1	0	6	0	2	0	Beef	Hereford, Jr. Calf, Heifer	